


RESULTS OVERALL

Pos	Plate	Name Team	Nat EWS number	Stage 1 Stage 6	Pos Pos	Stage 2 Stage 7Q	Pos Pos	Stage 3 Stage 8	Pos Pos	Stage 4	Pos	Stage 5	Pos	Penalties	Time	Gap
MEN																
1	4	MAES Martin GT Factory Racing	 BEL.1997.21636	0:06:37.65 0:04:34.13	1 2	0:02:59.13 0:04:36.93	1 1	0:03:22.75 0:04:56.71	1 1	0:02:53.70	1	0:02:58.45	4		0:32:59.45	
2	11	BORGES Jose Miranda Racing Team	 POR.1990.21669	0:06:51.04 0:04:36.15	3 3	0:03:00.60 0:04:38.68	3 2	0:03:31.48 0:04:57.12	10 2	0:02:58.30	5	0:02:58.08	3		0:33:31.45	+0:00:32.00
3	9	MELAMED Jesse Rocky Mountain/Race Face Enduro Team	 CAN.1992.21596	0:06:56.25 0:04:33.35	14 1	0:03:04.75 0:04:42.00	10 3	0:03:28.58 0:04:57.70	4 3	0:02:59.00	7	0:02:56.40	1		0:33:38.03	+0:00:38.58
4	33	DAILLY Adrien Team Lapierre	 FRA.1996.21677	0:06:51.72 0:04:37.10	4 5	0:02:59.97 0:04:52.70	2 13	0:03:27.15 0:05:00.18	2 5	0:02:56.87	3	0:02:58.84	8		0:33:44.53	+0:00:45.08
5	1	HILL Sam Chain Reaction Cycles Mavic	 AUS.1985.21775	0:06:46.20 0:04:37.50	2 6	0:03:03.20 0:04:48.57	5 7	0:03:34.65 0:05:00.58	19 7	0:03:00.22	12	0:02:58.65	7		0:33:49.57	+0:00:50.12
6	15	MASTERS Edward Pivot Factory Racing	 NZL.1989.22590	0:06:52.18 0:04:38.40	5 7	0:03:04.69 0:04:47.63	9 5	0:03:29.88 0:05:03.32	6 8	0:02:56.62	2	0:02:58.57	5		0:33:51.29	+0:00:51.84
7	3	NICOLAI Florian Canyon Factory Racing	 FRA.1993.21749	0:06:52.79 0:04:36.59	6 4	0:03:08.52 0:04:44.57	15 4	0:03:27.98 0:04:59.23	3 4	0:02:59.02	8	0:03:11.27	64		0:33:59.97	+0:01:00.52
8	5	TORDO Dimitri Canyon Factory Racing	 FRA.1993.21764	0:06:58.32 0:04:43.38	19 12	0:03:03.75 0:04:47.85	7 6	0:03:29.99 0:05:00.50	7 6	0:03:02.55	24	0:02:58.62	6		0:34:04.96	+0:01:05.51
9	37	JOHNSON Leigh Pole Enduro Race Team	 GBR.1996.22603	0:06:59.39 0:04:40.90	25 9	0:03:11.29 0:04:53.82	23 19	0:03:31.18 0:05:05.11	9 10	0:03:00.90	15	0:03:02.95	14		0:34:25.54	+0:01:26.09
10	88	POMBO Emanuel Pereira	 POR.1987.22112	0:07:04.57 0:04:43.08	36 11	0:03:06.83 0:04:51.40	12 9	0:03:32.25 0:05:07.75	11 15	0:02:57.54	4	0:03:03.32	16		0:34:26.74	+0:01:27.29
11	17	LAPEYRIE Thomas Orbea Enduro Team	 FRA.1990.21601	0:07:05.28 0:04:41.18	39 10	0:03:09.78 0:04:52.15	19 10	0:03:34.95 0:05:09.68	22 20	0:02:59.50	9	0:02:57.16	2		0:34:29.68	+0:01:30.23
12	12	GAUVIN Remi Rocky Mountain/Race Face Enduro Team	 CAN.1992.21624	0:06:57.28 0:04:40.05	17 8	0:03:12.50 0:04:54.20	32 20	0:03:36.40 0:05:06.10	30 12	0:03:02.00	19	0:03:04.93	27		0:34:33.46	+0:01:34.01
13	22	MIQUEL Kevin	 FRA.1991.21704	0:06:56.72 0:04:43.65	16 13	0:03:01.60 0:05:07.09	4 58	0:03:35.63 0:05:05.80	26 11	0:03:03.40	28	0:02:59.77	9		0:34:33.66	+0:01:34.21
14	57	SERVANT Camille	 FRA.1994.22691	0:07:04.23 0:04:48.32	35 28	0:03:06.00 0:04:52.65	11 11	0:03:30.23 0:05:10.97	8 25	0:03:00.87	13	0:03:03.73	18		0:34:37.00	+0:01:37.55


RESULTS OVERALL

Pos	Plate	Name Team	Nat EWS number	Stage 1 Stage 6	Pos Pos	Stage 2 Stage 7Q	Pos Pos	Stage 3 Stage 8	Pos Pos	Stage 4	Pos	Stage 5	Pos	Penalties	Time	Gap
MEN																
15	39	WALKER Matthew Pivot Factory Racing	 NZL.1990.21846	0:06:55.57 0:04:47.25	10 21	0:03:09.33 0:04:54.65	17 21	0:03:35.42 0:05:05.00	24 9	0:03:03.50	29	0:03:06.49	39		0:34:37.21	+0:01:37.76
16	58	PIGEON Hugo	 FRA.1996.23507	0:07:05.33 0:04:47.62	40 23	0:03:03.53 0:04:50.90	6 8	0:03:34.85 0:05:12.10	20 28	0:03:01.50	18	0:03:04.35	21		0:34:40.18	+0:01:40.73
17	56	PERSAK Vid Orbea Enduro Team	 SLO.1996.22810	0:06:56.22 0:04:44.22	12 14	0:03:11.87 0:04:52.65	27 11	0:03:38.78 0:05:13.43	40 33	0:03:01.22	17	0:03:02.86	13		0:34:41.25	+0:01:41.80
18	14	JOHANSEN Zakarias Cube Action Team	 SWE.1992.21863	0:06:58.55 0:04:45.47	20 16	0:03:14.90 0:04:57.15	41 25	0:03:36.33 0:05:07.02	29 13	0:03:02.25	21	0:03:03.57	17		0:34:45.24	+0:01:45.79
19	43	HEAP Elliott Chain Reaction Cycles Mavic	 GBR.1998.21783	0:06:56.12 0:04:48.19	11 26	0:03:12.07 0:04:52.90	29 14	0:03:36.40 0:05:12.81	30 30	0:03:03.02	27	0:03:04.90	25		0:34:46.41	+0:01:46.96
20	27	BURNS CONTRERAS Pedro Trek Factory Racing	 CHI.1997.21729	0:07:00.53 0:04:48.34	28 29	0:03:12.55 0:04:58.77	33 33	0:03:34.50 0:05:08.45	18 17	0:03:01.20	16	0:03:02.53	12		0:34:46.87	+0:01:47.42
21	29	STUTTARD Mathew	 GBR.1993.21661	0:07:00.47 0:04:46.30	27 19	0:03:11.36 0:04:58.60	24 29	0:03:37.48 0:05:12.93	34 31	0:02:59.55	10	0:03:04.45	22		0:34:51.14	+0:01:51.69
22	24	MASTERS Wyn GT Factory Racing	 NZL.1987.21663	0:06:52.85 0:04:47.33	7 22	0:03:22.45 0:04:59.03	66 36	0:03:33.53 0:05:09.35	15 18	0:03:00.87	13	0:03:05.76	32		0:34:51.17	+0:01:51.72
23	25	GARAY TAMAYO Iago Santa Cruz	 ESP.1991.21707	0:06:56.40 0:04:48.10	15 25	0:03:16.45 0:04:56.46	46 22	0:03:37.41 0:05:10.54	33 23	0:03:03.94	31	0:03:07.21	43		0:34:56.51	+0:01:57.06
24	26	CHAPUIS Maxime Specialized Racing Team	 SUI.1994.22784	0:06:55.33 0:04:47.08	9 20	0:03:13.54 0:04:59.84	37 40	0:03:42.80 0:05:11.94	56 27	0:03:02.79	25	0:03:06.19	37		0:34:59.51	+0:02:00.06
25	23	LUCAS Cole BBCL NZ Arapi Enduro Team	 NZL.1998.23013	0:07:01.97 0:04:52.70	31 39	0:03:08.50 0:04:57.66	14 27	0:03:36.59 0:05:09.75	32 21	0:03:05.31	38	0:03:07.90	45		0:35:00.38	+0:02:00.93
26	36	NEER Shawn Yeti / Fox Shox Factory Team	 USA.1991.21712	0:07:00.89 0:04:49.19	29 31	0:03:08.29 0:05:02.90	13 48	0:03:34.15 0:05:12.29	16 29	0:03:04.65	36	0:03:09.80	54		0:35:02.16	+0:02:02.71
27	42	TEXTOR Christian	 GER.1990.22845	0:06:59.08 0:04:49.03	23 30	0:03:13.69 0:05:00.72	38 42	0:03:34.48 0:05:09.77	17 22	0:03:12.28	67	0:03:04.18	20		0:35:03.23	+0:02:03.78
28	77	BARNES Joe	 GBR.1988.21748	0:06:58.17 0:04:45.00	18 15	0:03:17.80 0:04:58.75	53 32	0:03:39.65 0:05:23.90	45 54	0:03:00.04	11	0:03:02.19	11		0:35:05.50	+0:02:06.05

RESULTS OVERALL

Pos	Plate	Name Team	Nat EWS number	Stage 1 Stage 6	Pos Pos	Stage 2 Stage 7Q	Pos Pos	Stage 3 Stage 8	Pos Pos	Stage 4	Pos	Stage 5	Pos	Penalties	Time	Gap
MEN																
29	13	WALLNER Robin Ibis Cycles Enduro Race Team	 SWE.1988.21594	0:06:54.10 0:05:07.64	8 74	0:03:09.90 0:04:56.53	20 23	0:03:34.87 0:05:10.75	21 24	0:03:06.02	42	0:03:05.77	33		0:35:05.58	+0:02:06.13
30	52	BOOKER Daniel	 AUS.1997.25378	0:07:13.63 0:04:50.68	54 33	0:03:12.03 0:04:53.77	28 18	0:03:35.35 0:05:13.73	23 36	0:03:02.17	20	0:03:04.47	23		0:35:05.83	+0:02:06.38
31	30	CARLSON Joshua Giant Factory Off-Road Team	 AUS.1986.21659	0:07:00.35 0:04:45.64	26 17	0:03:12.22 0:05:03.85	30 50	0:03:39.17 0:05:13.25	42 32	0:03:04.32	33	0:03:10.60	60		0:35:09.40	+0:02:09.95
32	69	VENDEMMIA Mirco	 ITA.1998.21871	0:07:05.72 0:04:58.19	42 58	0:03:15.51 0:04:53.27	44 15	0:03:39.65 0:05:07.65	45 14	0:03:06.85	46	0:03:05.35	28		0:35:12.19	+0:02:12.74
33	28	WILDHABER Gustav Cube Action Team	 SUI.1988.21848	0:06:58.75 0:05:05.05	21 69	0:03:04.50 0:05:06.33	8 56	0:03:29.59 0:05:23.50	5 53	0:03:04.50	34	0:03:01.62	10		0:35:13.84	+0:02:14.39
34	51	PESENTI Marcello	 ITA.1994.21853	0:07:10.43 0:04:51.27	49 35	0:03:12.67 0:04:53.57	34 17	0:03:38.17 0:05:11.78	36 26	0:03:10.79	61	0:03:05.54	31		0:35:14.22	+0:02:14.77
35	74	BAUD Elliott	 FRA.1998.22053	0:07:02.58 0:04:52.10	32 38	0:03:17.17 0:04:57.21	51 26	0:03:41.32 0:05:13.65	51 35	0:03:04.63	35	0:03:06.31	38		0:35:14.97	+0:02:15.52
36	38	GRANT Kelan Chain Reaction Cycles Mavic	 IRL.1993.21773	0:07:06.40 0:04:50.70	43 34	0:03:13.33 0:05:06.25	36 55	0:03:40.35 0:05:13.63	47 34	0:03:02.47	23	0:03:05.53	30		0:35:18.66	+0:02:19.21
37	66	RONZON Erwin	 ITA.1997.21868	0:06:58.97 0:04:54.04	22 45	0:03:17.18 0:05:01.23	52 44	0:03:40.67 0:05:18.84	49 44	0:03:07.63	51	0:03:04.13	19		0:35:22.69	+0:02:23.24
38	55	ABSALON Remy	 FRA.1984.21713	0:07:03.47 0:04:53.16	33 42	0:03:15.38 0:04:58.09	43 28	0:03:41.72 0:05:17.88	52 42	0:03:06.44	44	0:03:08.57	49		0:35:24.71	+0:02:25.26
39	40	VERNER Rhys Kona Factory Team	 CAN.1997.22407	0:06:59.29 0:04:51.73	24 37	0:03:12.44 0:05:01.80	31 45	0:03:38.60 0:05:15.72	38 38	0:03:17.20	80	0:03:09.20	51		0:35:25.98	+0:02:26.53
40	41	TRABAC Theotim Commencal Vallnord Enduro Racing Team	 FRA.1998.21829	0:07:05.43 0:04:52.72	41 40	0:03:14.53 0:05:03.67	39 49	0:03:38.75 0:05:16.48	39 41	0:03:08.44	55	0:03:06.52	41		0:35:26.54	+0:02:27.09
41	35	SELF Daniel	 NZL.1998.21834	0:07:11.53 0:04:53.15	51 41	0:03:13.10 0:05:01.22	35 43	0:03:43.68 0:05:15.81	59 39	0:03:06.33	43	0:03:06.50	40		0:35:31.32	+0:02:31.87
42	21	WRIGHT Keegan Unior Devinci Factory Racing	 NZL.1996.21734	0:07:05.10 0:05:10.67	38 79	0:03:11.65 0:04:59.11	25 37	0:03:35.45 0:05:15.96	25 40	0:03:03.93	30	0:03:10.99	61		0:35:32.86	+0:02:33.41







RESULTS OVERALL

Pos	Plate	Name Team	Nat EWS number	Stage 1 Stage 6	Pos Pos	Stage 2 Stage 7Q	Pos Pos	Stage 3 Stage 8	Pos Pos	Stage 4	Pos	Stage 5	Pos	Penalties	Time	Gap
MEN																
43	34	OSBORNE Marco	 USA.1992.21762	0:07:10.04 0:04:48.20	47 27	0:03:14.70 0:04:59.00	40 35	0:03:41.87 0:05:25.23	53 57	0:03:06.45	45	0:03:10.11	57		0:35:35.60	+0:02:36.15
44	46	LUTHI Patrick	 SUI.1992.22607	0:07:07.64 0:04:51.48	44 36	0:03:16.56 0:04:58.62	48 30	0:03:47.45 0:05:22.10	71 51	0:03:12.21	65	0:03:05.90	35		0:35:41.96	+0:02:42.51
45	75	JEANDEL Louis	 FRA.1998.22140	0:07:22.44 0:04:50.50	74 32	0:03:18.37 0:04:58.95	55 34	0:03:39.62 0:05:19.55	44 46	0:03:07.42	48	0:03:05.40	29		0:35:42.25	+0:02:42.80
46	8	SCOTT Mark Santa Cruz	 GBR.1993.21714	0:07:10.13 0:04:54.72	48 47	0:03:16.98 0:04:58.69	50 31	0:03:38.93 0:05:29.90	41 63	0:03:05.35	39	0:03:11.17	63		0:35:45.87	+0:02:46.42
47	19	BARELLI Yoann Barelli Racing	 FRA.1985.21889	0:07:04.77 0:04:45.68	37 18	0:03:10.25 0:04:56.58	21 24	0:04:29.00 0:05:07.91	99 16	0:03:05.75	40	0:03:06.17	36		0:35:46.11	+0:02:46.66
48	68	FRANCARDO Tommaso	 ITA.1997.22813	0:07:10.77 0:04:59.55	50 60	0:03:18.59 0:05:05.34	56 52	0:03:37.93 0:05:20.30	35 47	0:03:07.37	47	0:03:10.25	58		0:35:50.10	+0:02:50.65
49	83	GALLAGHER Christopher	 GBR.1993.23014	0:07:22.25 0:04:54.80	71 48	0:03:22.75 0:04:59.81	67 39	0:03:39.38 0:05:15.45	43 37	0:03:09.15	58	0:03:07.90	45		0:35:51.49	+0:02:52.04
50	71	ESCRIOU Valentin	 FRA.1996.22677	0:07:18.35 0:04:53.72	60 43	0:03:20.84 0:05:02.55	63 46	0:03:43.33 0:05:24.68	58 55	0:03:05.80	41	0:03:07.65	44		0:35:56.92	+0:02:57.47
51	79	CONNELL Joseph	 GBR.1994.21745	0:07:15.55 0:04:54.00	58 44	0:03:21.29 0:05:02.83	64 47	0:03:46.70 0:05:34.25	68 70	0:03:02.40	22	0:03:05.88	34		0:36:02.90	+0:03:03.45
52	32	KELLEY Cody	 USA.1994.21757	0:07:01.02 0:04:54.67	30 46	0:03:11.82 0:05:20.05	26 82	0:03:40.48 0:05:38.94	48 77	0:03:08.27	53	0:03:08.24	48		0:36:03.49	+0:03:04.04
53	72	CHARLES Clement	 FRA.1994.22206	0:07:09.15 0:05:28.43	46 92	0:03:15.28 0:04:53.44	42 16	0:03:35.88 0:05:21.77	27 49	0:03:10.53	60	0:03:09.47	52		0:36:03.95	+0:03:04.50
54	63	TEJCHMAN Premek	 CZE.1988.22389	0:07:13.05 0:04:54.89	53 50	0:03:27.96 0:05:12.73	81 72	0:03:42.30 0:05:19.10	54 45	0:03:08.15	52	0:03:14.77	79		0:36:12.95	+0:03:13.50
55	49	SHAW Samuel BBCL NZ Arapi Enduro Team	 NZL.1992.22931	0:07:18.50 0:04:55.54	61 52	0:03:23.87 0:05:06.60	68 57	0:03:49.43 0:05:23.12	76 52	0:03:09.35	59	0:03:09.78	53		0:36:16.19	+0:03:16.74
56	10	DENIAUD Youn Giant Factory Off-Road Team	 FRA.1996.22994	0:07:40.27 0:05:25.30	90 89	0:03:10.70 0:05:08.78	22 61	0:03:33.45 0:05:09.36	14 19	0:03:02.80	26	0:03:07.13	42		0:36:17.79	+0:03:18.34















RESULTS OVERALL

Pos	Plate	Name Team	Nat EWS number	Stage 1 Stage 6	Pos Pos	Stage 2 Stage 7Q	Pos Pos	Stage 3 Stage 8	Pos Pos	Stage 4	Pos	Stage 5	Pos	Penalties	Time	Gap
MEN																
57	54	WILLIAMS Robert	 GBR.1990.22515	0:07:20.92 0:04:56.42	69 53	0:03:24.07 0:05:10.07	69 64	0:03:45.10 0:05:18.47	62 43	0:03:11.45	64	0:03:14.03	75		0:36:20.53	+0:03:21.08
58	53	WOLFE Daniel	 IRL.1988.22250	0:07:14.85 0:05:06.75	55 72	0:03:19.49 0:05:05.83	60 54	0:03:41.25 0:05:36.23	50 71	0:03:09.08	57	0:03:10.50	59		0:36:23.98	+0:03:24.53
59	85	SHUCKSMITH Samuel	 GBR.1990.23007	0:07:18.98 0:04:56.50	63 55	0:03:24.33 0:05:08.70	71 60	0:03:54.30 0:05:25.42	83 58	0:03:08.30	54	0:03:10.00	56		0:36:26.53	+0:03:27.08
60	44	MCMILLAN David	 AUS.1994.24437	0:07:19.50 0:05:04.03	64 65	0:03:29.57 0:05:11.16	84 66	0:03:45.66 0:05:20.88	65 48	0:03:07.48	49	0:03:08.75	50		0:36:27.03	+0:03:27.58
61	89	MARI MARI Mariano	 ESP.1997.22453	0:07:26.53 0:05:02.45	80 63	0:03:17.80 0:05:09.13	53 62	0:03:42.72 0:05:21.78	55 50	0:03:16.22	79	0:03:12.70	71		0:36:29.33	+0:03:29.88
62	65	LUPATO Denny	 ITA.1992.22852	0:07:15.52 0:04:54.80	57 48	0:03:19.10 0:05:00.55	59 41	0:03:46.60 0:05:50.45	67 86	0:03:19.40	85	0:03:07.97	47		0:36:34.39	+0:03:34.94
63	67	POLONI Tobia	 ITA.1991.21797	0:07:22.25 0:04:57.99	71 56	0:03:24.37 0:05:12.32	72 70	0:03:47.52 0:05:25.07	72 56	0:03:15.25	73	0:03:11.68	69		0:36:36.45	+0:03:37.00
64	45	GAILLOT Baptiste E*13 URGE bp Enduro Team	 FRA.1991.21771	0:07:23.75 0:04:58.12	76 57	0:03:15.92 0:05:05.05	45 51	0:03:32.38 0:05:53.28	12 89	0:03:14.08	71	0:03:14.15	76		0:36:36.73	+0:03:37.28
65	97	JOHNSEN Espen	 NOR.1980.22840	0:07:18.54 0:05:07.45	62 73	0:03:21.85 0:05:11.36	65 68	0:03:45.10 0:05:32.29	62 68	0:03:08.90	56	0:03:11.64	68		0:36:37.13	+0:03:37.68
66	96	CARLSSON Simon	 SWE.1997.23346	0:07:11.72 0:05:00.94	52 61	0:03:28.02 0:05:12.21	82 69	0:03:50.46 0:05:29.23	78 61	0:03:11.22	63	0:03:13.87	74		0:36:37.67	+0:03:38.22
67	86	KOEN Matthew	 USA.1998.22470	0:07:20.17 0:05:02.87	66 64	0:03:24.17 0:05:08.34	70 59	0:03:45.43 0:05:30.75	64 66	0:03:27.11	94	0:03:11.55	66		0:36:50.39	+0:03:50.94
68	81	SHIRLEY James	 GBR.1989.22351	0:07:26.40 0:05:04.26	79 66	0:03:24.80 0:05:11.25	73 67	0:03:47.35 0:05:27.93	69 60	0:03:15.43	75	0:03:14.40	77		0:36:51.82	+0:03:52.37
69	90	PUTZENLECHNER Leonhard	 GER.1993.22199	0:07:20.54 0:05:04.82	68 67	0:03:26.73 0:05:15.33	77 74	0:03:49.93 0:05:30.37	77 64	0:03:15.72	76	0:03:14.47	78		0:36:57.91	+0:03:58.46
70	59	BENOIT Clement E*13 URGE bp Enduro Team	 FRA.1991.21770	0:07:25.59 0:05:08.17	78 76	0:03:19.99 0:05:15.65	62 75	0:03:46.05 0:05:32.65	66 69	0:03:14.62	72	0:03:15.35	80		0:36:58.07	+0:03:58.62














RESULTS OVERALL

Pos	Plate	Name Team	Nat EWS number	Stage 1 Stage 6	Pos Pos	Stage 2 Stage 7Q	Pos Pos	Stage 3 Stage 8	Pos Pos	Stage 4	Pos	Stage 5	Pos	Penalties	Time	Gap
MEN																
71	61	FRESQUET Axel	 FRA.1998.23081	0:07:21.88 0:05:10.19	70 77	0:03:29.75 0:05:13.57	85 73	0:03:49.02 0:05:31.47	74 67	0:03:16.18	78	0:03:19.85	88		0:37:11.91	+0:04:12.46
72	101	HOLOWKO Alex	 GBR.1990.21357	0:07:20.33 0:05:10.95	67 80	0:03:27.87 0:05:25.48	80 86	0:03:52.30 0:05:38.60	81 76	0:03:12.50	68	0:03:13.52	73		0:37:21.55	+0:04:22.10
73	94	HORNQVIST Adrian	 SWE.1987.23208	0:07:32.33 0:05:01.51	86 62	0:03:39.30 0:05:15.90	93 76	0:03:57.21 0:05:30.39	89 65	0:03:12.23	66	0:03:13.35	72		0:37:22.22	+0:04:22.77
74	64	LUPATO Alex	 ITA.1989.22851	0:07:25.35 0:05:31.91	77 95	0:03:34.35 0:05:05.50	87 53	0:03:55.70 0:05:26.45	85 59	0:03:15.40	74	0:03:12.37	70		0:37:27.03	+0:04:27.58
75	92	DORN Oliver	 GER.1988.22093	0:07:31.75 0:05:10.45	84 78	0:03:19.70 0:05:23.03	61 85	0:03:56.48 0:05:37.45	86 73	0:03:13.19	70	0:03:18.67	87		0:37:30.72	+0:04:31.27
76	84	THEW Trevor	 CAN.1993.22191	0:07:22.50 0:05:25.60	75 90	0:03:31.39 0:05:17.13	86 78	0:03:54.62 0:05:37.97	84 75	0:03:11.15	62	0:03:11.27	64		0:37:31.63	+0:04:32.18
77	80	MOYNIHAN Liam	 GBR.1991.21835	0:07:19.65 0:05:05.80	65 71	0:03:25.75 0:05:16.45	75 77	0:03:51.35 0:05:29.70	79 62	0:03:47.36	98	0:03:16.17	84		0:37:32.23	+0:04:32.78
78	99	NAGY Kory	 CAN.1989.24521	0:07:37.33 0:05:17.98	88 85	0:03:25.40 0:05:17.15	74 79	0:03:47.77 0:05:46.15	73 83	0:03:12.93	69	0:03:11.15	62		0:37:35.86	+0:04:36.41
79	76	READING Jack	 GBR.1988.22548	0:07:17.10 0:04:47.95	59 24	0:03:09.42 0:04:59.45	18 38	0:03:32.75 0:07:55.32	13 95	0:02:58.50	6	0:03:04.62	24		0:37:45.11	+0:04:45.66
80	93	MARFURT Silvan	 SUI.1988.22319	0:07:28.86 0:05:19.10	83 86	0:03:40.65 0:05:12.54	94 71	0:03:53.57 0:05:36.98	82 72	0:03:20.35	86	0:03:15.97	82		0:37:48.02	+0:04:48.57
81	91	DERKUM Christian	 GER.1991.23043	0:07:28.60 0:05:05.39	82 70	0:03:26.79 0:05:19.45	78 81	0:03:52.20 0:06:10.02	80 92	0:03:19.22	84	0:03:21.78	91		0:38:03.45	+0:05:04.00
82	95	KARLSSON Anton	 SWE.1996.24537	0:07:36.80 0:05:12.80	87 82	0:03:36.82 0:05:22.77	90 84	0:03:59.56 0:05:45.60	91 81	0:03:18.29	82	0:03:15.66	81		0:38:08.30	+0:05:08.85
83	102	PAYNE Richard	 GBR.1985.22650	0:07:42.70 0:05:17.63	91 84	0:03:34.55 0:05:26.37	88 87	0:03:57.12 0:05:45.60	88 81	0:03:21.02	87	0:03:22.58	92		0:38:27.57	+0:05:28.12
84	62	RAMOS BRETAS Andre Luiz	 BRA.1987.21622	0:07:22.35 0:04:59.40	73 59	0:03:18.88 0:05:11.11	58 65	0:03:49.32 0:07:34.92	75 94	0:03:21.89	88	0:03:09.99	55		0:38:47.86	+0:05:48.41









RESULTS OVERALL

Pos	Plate	Name Team	Nat EWS number	Stage 1 Stage 6	Pos Pos	Stage 2 Stage 7Q	Pos Pos	Stage 3 Stage 8	Pos Pos	Stage 4	Pos	Stage 5	Pos	Penalties	Time	Gap
MEN																
85	111	HEALEY-FURNISS Levi	 NZL.1992.25039	0:07:31.80 0:05:55.83	85 97	0:03:40.85 0:05:18.25	95 80	0:04:04.71 0:05:44.05	95 79	0:03:17.38	81	0:03:18.20	86		0:38:51.07	+0:05:51.62
86	103	PRATT Tyler	 CAN.1990.22692	0:07:51.42 0:05:12.20	94 81	0:03:48.27 0:05:30.30	99 91	0:04:02.35 0:05:44.48	94 80	0:03:26.17	90	0:03:17.23	85		0:38:52.42	+0:05:52.97
87	104	KOKKONEN Leo	 FIN.1980.24823	0:07:49.90 0:05:45.90	93 96	0:03:29.30 0:05:28.33	83 88	0:04:00.23 0:05:49.16	92 85	0:03:18.82	83	0:03:16.01	83		0:38:57.65	+0:05:58.20
88	107	BALINSKI Mateusz	 POL.1994.23314	0:07:44.87 0:05:23.75	92 88	0:03:36.62 0:05:35.62	89 93	0:04:01.12 0:05:50.63	93 87	0:03:26.82	92	0:03:23.44	93		0:39:02.87	+0:06:03.42
89	109	MAGGS David	 AUS.1996.23408	0:07:54.29 0:05:19.67	95 87	0:03:45.35 0:05:29.00	96 89	0:04:05.10 0:05:46.19	96 84	0:03:26.25	91	0:03:20.05	89		0:39:05.90	+0:06:06.45
90	100	NAGY Ajay	 CAN.1986.24515	0:07:56.82 0:05:17.62	96 83	0:03:46.15 0:05:39.39	97 94	0:04:07.08 0:05:52.40	97 88	0:03:28.71	96	0:03:27.00	95		0:39:35.17	+0:06:35.72
91	105	ZIETSMAN Martin	 RSA.1984.22399	0:08:24.75 0:05:25.82	99 91	0:03:38.22 0:05:29.67	92 90	0:03:58.26 0:05:43.55	90 78	0:03:26.82	92	0:03:28.55	96		0:39:35.64	+0:06:36.19
92	48	LEYEN Max	 CAN.1997.22927	0:07:03.93 0:04:55.27	34 51	0:03:16.55 0:07:19.50	47 97	0:03:47.42 0:07:31.80	70 93	0:03:04.73	37	0:03:04.90	25		0:40:04.10	+0:07:04.65
93	106	MONDRIK Petr	 CZE.1988.22818	0:08:06.63 0:05:31.23	97 94	0:03:55.57 0:05:52.34	100 95	0:04:32.35 0:06:02.96	100 91	0:03:28.25	95	0:03:26.47	94		0:40:55.80	+0:07:56.35
94	112	FLAHERTY Thomas	 USA.1981.24593	0:08:18.27 0:05:29.07	98 93	0:03:47.90 0:06:00.35	98 96	0:04:25.28 0:05:57.64	98 90	0:03:44.39	97	0:03:42.28	97		0:41:25.18	+0:08:25.73
95	108	ROBERTS Philip	 GBR.1987.23433	0:13:28.72 0:05:07.70	100 75	0:03:37.70 0:05:22.60	91 83	0:03:56.78 0:05:37.90	87 74	0:03:16.17	77	0:03:21.02	90		0:43:48.59	+0:10:49.14
DNF	98	DEL BOSCO Christopher	 CAN.1982.23321	0:07:26.63 0:05:05.02	81 68	0:03:26.21 0:05:09.20	76 63	0:03:43.72	60	0:03:07.58	50	0:03:11.60	67			
DNF	50	TORRALBA GARASA Gabriel Orbea Enduro Team	 ESP.1997.21633	0:07:39.17 0:04:56.47	89 54	0:03:18.70 0:05:31.53	57 92	0:03:44.65	61	0:03:21.92	89					
DNF	60	TRABAC Elliot	 FRA.1996.21710	0:06:56.24	13	0:03:08.59	16	0:03:36.27	28	0:03:04.30	32	0:03:03.30	15			






RESULTS OVERALL

Pos	Plate	Name Team	Nat EWS number	Stage 1 Stage 6	Pos Pos	Stage 2 Stage 7Q	Pos Pos	Stage 3 Stage 8	Pos Pos	Stage 4	Pos	Stage 5	Pos	Penalties	Time	Gap
MEN																
DNF	47	CALLAGHAN Killian Specialized Racing Team	 IRL.1997.21769	0:07:08.65	45	0:03:16.90	49	0:03:38.40	37							
DNF	78	BLAIR Lachlan	 GBR.1995.21426	0:07:15.06	56	0:03:27.37	79	0:03:43.18	57							
DNF	31	GALY Theo	 FRA.1990.21691													
DNS	87	ROBBINS Adam	 CAN.1998.22150													
DNS	82	HUTCHENS Chris	 GBR.1989.22999													
MEN Master 40+																
1	704	RAVANEL Cedric Commencal Vallnord Enduro Racing Team	 FRA.1978.21894	0:07:14.37 <u>0:04:57.21</u>	2 1	<u>0:03:17.02</u> <u>0:04:57.51</u>	1 1	<u>0:03:41.92</u> <u>0:05:23.13</u>	1 1	0:03:09.84	2	0:03:07.47	2		0:35:48.47	
2	701	AMOUR Karim Miranda Racing Team	 FRA.1975.21696	<u>0:07:11.51</u> 0:05:00.98	1 2	0:03:22.46 0:05:10.50	2 2	0:03:45.12 0:05:26.15	2 2	<u>0:03:03.60</u>	1	<u>0:03:06.92</u>	1		0:36:07.24	+0:00:18.77
3	710	HUGHES James	 GBR.1979.25577	0:07:31.63 0:05:08.65	4 3	0:03:25.55 0:05:14.17	3 3	0:03:45.60 0:05:29.73	3 3	0:03:17.39	3	0:03:18.07	4		0:37:10.79	+0:01:22.32
4	703	SANTIAGO Javier	 ARG.1979.22583	0:07:27.62 0:05:14.90	3 4	0:03:45.45 0:05:16.34	7 4	0:03:55.73 0:05:51.75	4 5	0:03:18.81	4	0:03:18.00	3		0:38:08.60	+0:02:20.13
5	706	GREENWOOD Daniel	 GBR.1975.22552	0:07:56.81 0:05:28.25	5 5	0:03:42.20 0:05:33.93	5 5	0:04:06.62 0:05:44.83	6 4	0:03:28.92	6	0:03:28.95	8		0:39:30.51	+0:03:42.04
6	712	TRUMPORE Lee	 USA.1979.23765	0:07:57.90 0:05:31.65	7 8	0:03:45.05 0:05:36.68	6 6	0:04:11.80 0:05:51.82	7 6	0:03:28.42	5	0:03:23.37	5		0:39:46.69	+0:03:58.22
7	707	T. CLYNE G. Michael	 GBR.1978.25027	0:07:57.80 0:05:28.28	6 6	0:03:57.87 0:05:41.63	10 7	0:04:02.85 0:06:01.14	5 8	0:03:35.60	8	0:03:32.95	9		0:40:18.12	+0:04:29.65
8	716	CHANTRY Renaud	 SUI.1973.24474	0:08:03.80 0:05:34.03	8 9	0:03:54.57 0:05:42.05	8 8	0:04:17.57 0:05:56.57	8 7	0:03:31.50	7	0:03:25.25	6		0:40:25.34	+0:04:36.87















RESULTS OVERALL

Pos	Plate	Name Team	Nat EWS number	Stage 1 Stage 6	Pos Pos	Stage 2 Stage 7Q	Pos Pos	Stage 3 Stage 8	Pos Pos	Stage 4	Pos	Stage 5	Pos	Penalties	Time	Gap
MEN Master 40+																
9	708	CLARKE Brendan BBCL NZ Arapi Enduro Team	 NZL.1975.22288	0:08:04.40 0:05:29.55	9 7	0:03:56.37 0:05:49.88	9 9	0:04:18.22 0:06:41.30	9 13	0:03:35.78	9	0:03:28.17	7		0:41:23.67	+0:05:35.20
10	715	FRITZENSCHAFT Andre	 GER.1970.22973	0:08:19.95 0:05:45.52	10 11	0:04:08.98 0:06:03.90	12 13	0:04:33.95 0:06:19.62	13 10	0:03:43.22	12	0:03:40.46	11		0:42:35.60	+0:06:47.13
11	717	MCNEIL John	 GBR.1969.21394	0:08:25.87 0:05:43.71	12 10	0:04:09.80 0:06:03.39	13 12	0:04:30.22 0:06:19.21	11 9	0:03:46.10	13	0:03:44.50	14		0:42:42.80	+0:06:54.33
12	711	WARD Joe	 IRL.1971.22541	0:08:25.60 0:05:49.35	11 12	0:04:11.20 0:05:59.54	14 10	0:05:01.17 0:06:23.05	16 11	0:03:41.87	10	0:03:39.85	10		0:43:11.63	+0:07:23.16
13	718	HUGHES David	 IRL.1971.21814	0:08:34.53 0:06:10.08	16 15	0:04:21.83 0:06:10.38	15 14	0:04:49.05 0:06:32.67	15 12	0:03:46.77	14	0:03:43.07	13		0:44:08.38	+0:08:19.91
14	719	ADOLPHSON Odin	 USA.1975.22332	0:08:33.02 0:06:09.85	14 14	0:04:23.14 0:06:37.85	16 15	0:04:47.07 0:06:58.08	14 14	0:04:00.43	16	0:03:58.73	15		0:45:28.17	+0:09:39.70
15	713	PAJMA Martin	 CZE.1977.22282	0:08:33.67 0:05:50.30	15 13	0:04:06.20 0:05:59.75	11 11	0:04:31.16 0:09:31.46	12 15	0:03:49.43	15	0:03:42.72	12		0:46:04.69	+0:10:16.22
DNF	714	LEONHARDT Tobias	 GER.1973.22723	0:08:29.05	13	0:03:33.19	4	0:04:21.43	10	0:03:42.14	11					














MEN | Under 21

1	401	VIDAL Antoine Commencal Vallnord Enduro Racing Team	 FRA.2001.25035	0:07:07.88 <u>0:04:45.40</u>	5 1	<u>0:03:03.78</u> <u>0:04:51.30</u>	1 1	<u>0:03:32.23</u> <u>0:05:05.44</u>	1 1	<u>0:03:01.99</u>	1	0:03:04.97	3		0:34:32.99	
2	402	STONE Brady	 NZL.2000.23119	0:06:58.75 0:04:47.05	2 2	0:03:15.03 0:04:57.83	3 2	0:03:39.49 0:05:16.22	4 4	0:03:05.47	3	0:03:04.14	2		0:35:03.98	+0:00:30.99
3	405	NASON Duncan Yeti / Fox Shox Factory Team	 USA.1999.21709	<u>0:06:57.80</u> 0:04:49.35	1 3	0:03:14.70 0:05:03.85	2 8	0:03:39.10 0:05:17.50	3 5	0:03:06.62	4	0:03:07.75	6		0:35:16.67	+0:00:43.68
4	403	SECONDI Nathan	 FRA.1999.22133	0:07:06.94 0:04:55.20	4 6	0:03:18.73 0:04:58.85	8 3	0:03:39.73 0:05:16.15	5 3	0:03:10.43	8	0:03:06.57	5		0:35:32.60	+0:00:59.61
5	411	LADEIRA Tiago Miranda Racing Team	 POR.2000.30395	0:07:11.83 0:05:00.35	7 10	0:03:18.23 0:05:00.02	6 4	0:03:40.25 0:05:15.08	6 2	0:03:07.75	6	0:03:09.94	10		0:35:43.45	+0:01:10.46

RESULTS OVERALL

Pos	Plate	Name Team	Nat EWS number	Stage 1 Stage 6	Pos Pos	Stage 2 Stage 7Q	Pos Pos	Stage 3 Stage 8	Pos Pos	Stage 4	Pos	Stage 5	Pos	Penalties	Time	Gap
MEN Under 21																
6	407	AGURTO Felipe	 CHI.2000.22474	0:07:04.25 0:04:53.27	3 4	0:03:17.87 0:05:39.42	5 24	0:03:38.25 0:05:18.58	2 6	0:03:04.25	2	<u>0:03:03.90</u>	1		0:35:59.79	+0:01:26.80
7	412	CAMOIN Francescu Specialized Racing Team	 FRA.2001.23545	0:07:17.35 0:04:54.52	12 5	0:03:15.90 0:05:07.89	4 10	0:03:48.66 0:05:21.31	14 9	0:03:12.38	12	0:03:05.65	4		0:36:03.66	+0:01:30.67
8	406	BLAHA Vojtech	 CZE.1999.22684	0:07:11.25 0:04:55.83	6 7	0:03:27.02 0:05:03.45	16 6	0:03:48.56 0:05:25.15	13 12	0:03:11.75	10	0:03:08.75	8		0:36:11.76	+0:01:38.77
9	410	JONSSON Sharjah	 RSA.1999.22749	0:07:21.10 0:05:03.37	15 12	0:03:19.04 0:05:09.74	9 13	0:03:44.73 0:05:19.73	9 8	0:03:09.98	7	0:03:09.78	9		0:36:17.47	+0:01:44.48
10	417	FRANCK Gilles	 BEL.2000.22291	0:07:14.38 0:05:05.81	9 14	0:03:25.07 0:05:03.39	15 5	0:03:53.79 0:05:30.64	16 19	0:03:06.70	5	0:03:10.23	11		0:36:30.01	+0:01:57.02
11	425	SORLI Magnus Slinger	 NOR.2000.24396	0:07:23.32 0:05:10.82	17 19	0:03:29.20 0:05:03.80	18 7	0:03:40.40 0:05:18.69	8 7	0:03:15.88	15	0:03:11.03	13		0:36:33.14	+0:02:00.15
12	418	BIBOLLET Erwan	 FRA.2000.22616	0:07:18.35 0:05:04.12	13 13	0:03:28.80 0:05:03.85	17 8	0:03:55.27 0:05:24.50	20 10	0:03:13.52	13	0:03:07.90	7		0:36:36.31	+0:02:03.32
13	408	WILSON Thomas	 GBR.2000.22553	0:07:26.27 0:05:06.77	18 15	0:03:21.58 0:05:09.55	10 12	0:03:48.24 0:05:27.10	12 13	0:03:11.95	11	0:03:15.67	18		0:36:47.13	+0:02:14.14
14	419	KRASNY Carter	 CAN.1999.22027	0:07:16.75 0:04:58.74	11 8	0:03:22.46 0:05:15.77	11 18	0:03:55.15 0:05:27.27	19 15	0:03:21.70	22	0:03:13.17	16		0:36:51.01	+0:02:18.02
15	414	SACCON Matteo	 ITA.2000.21866	0:07:32.55 0:04:59.16	20 9	0:03:24.90 0:05:09.17	14 11	0:03:50.57 0:05:27.20	15 14	0:03:16.53	16	0:03:13.72	17		0:36:53.80	+0:02:20.81
16	421	ARMSTRONG Drew	 IRL.2001.22481	0:07:19.07 0:05:00.63	14 11	0:03:30.12 0:05:13.74	19 15	0:04:04.17 0:05:28.00	23 16	0:03:10.56	9	0:03:10.32	12		0:36:56.61	+0:02:23.62
17	422	KAHN David	 USA.2000.23224	0:07:21.50 0:05:07.80	16 16	0:03:32.45 0:05:13.95	20 16	0:03:48.22 0:05:24.85	11 11	0:03:17.10	18	0:03:12.03	14		0:36:57.90	+0:02:24.91
18	420	DEVLIN Jack	 IRL.1999.22985	0:07:31.78 0:05:10.60	19 18	0:03:34.69 0:05:20.34	21 20	0:03:56.05 0:05:39.40	21 20	0:03:17.05	17	0:03:17.71	19		0:37:47.62	+0:03:14.63
19	427	BALFOUR David Ben	 GBR.2000.25343	0:07:14.64 0:05:12.67	10 20	0:03:22.90 0:05:11.15	13 14	0:03:40.25 0:05:29.04	6 17	0:03:31.73	25	0:03:25.02	24	0:01:00.00	0:38:07.40	+0:03:34.41


RESULTS OVERALL

Pos	Plate	Name Team	Nat EWS number	Stage 1 Stage 6	Pos Pos	Stage 2 Stage 7Q	Pos Pos	Stage 3 Stage 8	Pos Pos	Stage 4	Pos	Stage 5	Pos	Penalties	Time	Gap
MEN Under 21																
20	409	BEAN Nicolas	 USA.1999.22730	0:07:40.06 0:05:10.37	22 17	0:03:40.50 0:05:20.77	22 21	0:04:05.93 0:05:40.62	25 21	0:03:21.15	21	0:03:18.95	21		0:38:18.35	+0:03:45.36
21	416	PESTAK Martin	 CZE.2000.22245	0:07:39.30 0:05:13.14	21 22	0:03:46.58 0:05:16.60	23 19	0:04:04.42 0:05:45.05	24 23	0:03:20.54	19	0:03:19.00	22		0:38:24.63	+0:03:51.64
22	426	ROGERS Grant	 USA.1999.23484	0:07:44.23 0:05:27.13	23 24	0:03:54.90 0:05:56.65	24 25	0:03:58.60 0:05:42.78	22 22	0:03:22.30	23	0:03:18.70	20		0:39:25.29	+0:04:52.30
23	415	GROTTI Nicola	 ITA.2000.21925	0:07:12.05 0:07:44.17	8 25	0:03:22.80 0:05:14.05	12 17	0:03:53.88 0:05:30.46	17 18	0:03:15.63	14	0:03:12.80	15		0:39:25.84	+0:04:52.85
24	424	EKSTROM Jacob	 SWE.2000.23581	0:07:50.55 0:05:23.59	26 23	0:04:01.67 0:05:38.65	25 23	0:04:17.08 0:05:49.75	26 24	0:03:29.85	24	0:03:26.87	25		0:39:58.01	+0:05:25.02
25	423	SEDIVY Damon	 USA.1999.24610	0:07:49.72 0:05:13.08	24 21	0:04:49.45 0:05:34.48	26 22	0:03:55.10 0:05:49.83	18 25	0:03:21.12	20	0:03:19.80	23	0:01:00.00	0:40:52.58	+0:06:19.59
DNF	404	WOOLLEY Kasper	 CAN.1999.21348	0:07:49.75	25	0:03:18.47	7	0:03:46.49	10							
WOMEN																
1	2	COURDURIER Isabeau Intense Mavic Collective	 FRA.1994.21731	0:07:43.83 0:05:14.32	1 1	0:03:34.87 0:05:22.85	1 1	0:04:06.22 0:05:44.85	1 1	0:03:24.90	3	0:03:23.38	1		0:38:35.22	
2	4	KOREM Noga GT Factory Racing	 ISR.1991.21660	0:07:56.80 0:05:18.87	7 2	0:03:54.95 0:05:26.75	13 3	0:04:09.65 0:05:53.40	5 7	0:03:24.60	1	0:03:23.45	2		0:39:28.47	+0:00:53.25
3	306	CONOLLY Ella	 GBR.1998.21859	0:07:51.27 0:05:36.35	5 15	0:03:46.77 0:05:34.35	4 4	0:04:09.22 0:05:52.06	4 3	0:03:24.75	2	0:03:25.97	3		0:39:40.74	+0:01:05.52
4	301	CHARRE Morgane	 FRA.1990.21958	0:07:55.13 0:05:20.22	6 3	0:03:47.05 0:05:43.27	7 8	0:04:09.09 0:05:52.13	3 4	0:03:28.68	6	0:03:26.47	4		0:39:42.04	+0:01:06.82
5	8	GEHRIG Anita Norco Twins Racing	 SUI.1987.21718	0:07:49.32 0:05:23.85	2 5	0:03:48.13 0:05:43.57	9 9	0:04:13.45 0:05:58.53	9 11	0:03:34.31	14	0:03:26.62	5		0:39:57.78	+0:01:22.56
6	5	BARONA Bex Ibis Cycles Enduro Race Team	 GBR.1993.21715	0:08:02.32 0:05:27.00	9 8	0:03:45.83 0:05:39.98	3 6	0:04:13.10 0:05:57.25	8 10	0:03:25.77	5	0:03:28.87	7		0:40:00.12	+0:01:24.90

RESULTS OVERALL

Pos	Plate	Name Team	Nat EWS number	Stage 1 Stage 6	Pos Pos	Stage 2 Stage 7Q	Pos Pos	Stage 3 Stage 8	Pos Pos	Stage 4	Pos	Stage 5	Pos	Penalties	Time	Gap
WOMEN																
7	325	PUGIN Melanie	 FRA.1990.21693	0:07:50.60 0:05:25.72	3 6	0:03:53.50 0:05:43.07	12 7	0:04:16.01 0:05:52.24	14 5	0:03:31.05	8	0:03:29.33	8		0:40:01.52	+0:01:26.30
8	7	THOMA Ines Canyon Factory Racing	 GER.1989.21750	0:08:03.92 0:05:25.87	10 7	0:03:46.84 0:05:43.80	6 10	0:04:10.17 0:05:53.12	6 6	0:03:31.37	9	0:03:27.09	6		0:40:02.18	+0:01:26.96
9	302	LANTHIER NADEAU Andreane Rocky Mountain/Race Face Enduro Team	 CAN.1993.21609	0:08:09.88 0:05:29.05	14 9	0:03:47.35 0:05:24.94	8 2	0:04:14.00 0:05:54.15	10 8	0:03:34.25	13	0:03:30.39	10		0:40:04.01	+0:01:28.79
10	6	COOK Becky Orbea Enduro Team	 GBR.1986.21664	0:08:11.65 0:05:21.07	16 4	0:03:51.70 0:05:37.96	10 5	0:04:14.18 0:05:54.20	11 9	0:03:33.40	12	0:03:29.50	9		0:40:13.66	+0:01:38.44
11	304	MORRISON Rae BBCL NZ Arapi Enduro Team	 NZL.1989.21630	0:08:04.30 0:05:29.99	12 11	0:03:45.47 0:05:52.37	2 12	0:04:10.58 0:05:58.53	7 11	0:03:25.59	4	0:03:32.70	11		0:40:19.53	+0:01:44.31
12	10	GEHRIG Carolin Norco Twins Racing	 SUI.1987.21665	0:08:04.28 0:05:29.13	11 10	0:04:00.43 0:06:04.95	17 15	0:04:15.80 0:06:02.90	13 13	0:03:33.35	11	0:03:35.73	14		0:41:06.57	+0:02:31.35
13	305	MILLER Miranda Kona Factory Team	 CAN.1990.21687	0:08:01.77 0:05:33.27	8 13	0:03:51.77 0:06:40.91	11 26	0:04:08.07 0:05:50.38	2 2	0:03:32.78	10	0:03:35.55	13		0:41:14.50	+0:02:39.28
14	321	CHARLES Laura	 FRA.1995.23500	0:07:50.89 0:05:32.02	4 12	0:03:46.83 0:06:01.25	5 13	0:04:16.48 0:06:42.33	15 26	0:03:30.02	7	0:03:40.72	17		0:41:20.54	+0:02:45.32
15	309	DUVERT Julie Ibis Cycles Enduro Race Team	 FRA.1996.21719	0:08:36.39 0:05:36.10	24 14	0:03:55.47 0:05:50.34	15 11	0:04:31.14 0:06:09.94	20 16	0:03:39.07	17	0:03:33.85	12		0:41:52.30	+0:03:17.08
16	319	BATTISTA Laura	 AUS.1988.22132	0:08:07.38 0:05:43.43	13 16	0:03:55.10 0:06:12.15	14 18	0:04:28.00 0:06:18.04	18 17	0:03:38.93	16	0:03:36.48	16		0:41:59.51	+0:03:24.29
17	311	GALLEAN Chloe Team Lapiere	 FRA.1994.21676	0:08:25.17 0:05:51.07	18 21	0:04:05.57 0:06:05.34	20 16	0:04:23.27 0:06:06.40	17 14	0:03:38.55	15	0:03:35.93	15		0:42:11.30	+0:03:36.08
18	307	GILL Martha	 GBR.1997.22469	0:08:40.67 0:05:45.58	26 17	0:03:57.28 0:06:06.48	16 17	0:04:22.98 0:06:07.27	16 15	0:03:39.17	18	0:03:40.90	18		0:42:20.33	+0:03:45.11
19	318	PICTON Leonie	 AUS.1986.22420	0:08:24.55 0:05:49.04	17 20	0:04:13.38 0:06:18.55	21 22	0:04:29.80 0:06:22.80	19 19	0:03:45.30	24	0:03:43.57	23		0:43:06.99	+0:04:31.77

RESULTS OVERALL

Pos	Plate	Name Team	Nat EWS number	Stage 1 Stage 6	Pos	Stage 2 Stage 7Q	Pos	Stage 3 Stage 8	Pos	Stage 4	Pos	Stage 5	Pos	Penalties	Time	Gap
WOMEN																
20	316	NESTLEROVA Fejola Stepanka	 CZE.1985.21761	0:08:35.57	23	0:04:01.27	19	0:04:33.15	21	0:03:49.69	25	0:03:43.56	22		0:43:15.35	+0:04:40.13
21	310	WIEDENROTH Sofia Cube Action Team	 GER.1995.24544	0:08:34.53	21	0:04:19.20	24	0:04:35.25	22	0:03:43.45	23	0:03:43.07	21		0:43:24.95	+0:04:49.73
22	315	NABER Tanja	 GER.1987.22367	0:08:38.10	25	0:04:22.87	26	0:04:39.70	25	0:03:42.75	21	0:03:45.16	25		0:43:32.07	+0:04:56.85
23	322	PAGEAU Rachel	 CAN.1995.21742	0:08:26.75	19	0:04:15.65	23	0:04:38.89	24	0:03:43.20	22	0:03:41.63	20		0:43:32.72	+0:04:57.50
24	320	SHARP Katherine	 GBR.1994.21662	0:08:34.15	20	0:04:14.33	22	0:04:37.98	23	0:03:55.93	26	0:03:49.32	27		0:44:08.31	+0:05:33.09
25	317	TAYLOR Chloe	 GBR.1998.23462	0:08:45.38	27	0:04:26.53	27	0:04:43.75	27	0:03:40.46	20	0:03:41.40	19		0:44:24.19	+0:05:48.97
26	323	CHARLES Estelle	 FRA.1997.22205	0:08:35.36	22	0:04:22.46	25	0:04:40.20	26	0:03:40.20	19	0:03:44.24	24	0:05:00.00	0:48:37.60	+0:10:02.38
27	313	BUREK Katarzyna	 POL.1993.23240	0:09:17.10	28	0:04:33.37	28	0:05:22.55	29	0:03:59.80	27	0:03:45.65	26		0:48:59.62	+0:10:24.40
28	312	LAWTON Abigale	 GBR.1998.22765	0:10:47.25	30	0:05:05.22	29	0:05:14.99	28	0:04:13.17	28	0:04:16.57	28		0:50:44.98	+0:12:09.76
DNF	324	JONNIER Morgane	 FRA.1990.22559	0:08:10.50	15	0:04:00.65	18	0:04:15.18	12	0:05:36.00	29					
DNF	314	KAHLO Verena	 GER.1991.22025	0:10:27.05	29											
WOMEN Under 21																
1	501	MAUNSELL Leah	 IRL.1999.22382	0:08:55.04	1	0:04:46.90	1	0:04:47.00	1	0:03:47.19	1	0:03:47.10	1		0:45:55.00	
				0:06:10.48	1	0:06:40.58	1	0:07:00.71	1							

Penalties details

#	Plate	Name	Penalty	Description	Location
1	323	Estelle CHARLES	00:05:00	<u>Late start</u>	S3
2	423	Damon SEDIVY	00:01:00	<u>Late start</u>	S1
3	427	David Ben BALFOUR	00:01:00	<u>Late start</u>	S5

Statistics

Entries / Nations	Finished	DNF	DSQ	DNS	Weather	Temperature	Distance	Elevation
176 / 24	164	10	0	2	Mostly sunny	21°C	70 km	+2,480 m / -4,100 m