
















EWS Montagnes du Caroux

Olargues, France
May 12 - 13, 2018



RESULTS OVERALL












Pos	Plate	Name Team	Nat EWS number	Stage 1 Stage 5	Pos Pos	Stage 2 Stage 6	Pos Pos	Stage 3 Stage 7	Pos Pos	Stage 4 Stage 8	Pos Pos	Penalties	Time	Gap
MEN														
1	10	RUDE Richie Yeti / Fox Shock Factory Race Team	 USA.1995.21739	<u>0:06:05.39</u> 0:07:02.37	<u>1</u> 3	<u>0:05:43.63</u> 0:05:27.49	<u>1</u> 2	<u>0:08:57.79</u> 0:06:34.15	<u>1</u> 5	0:01:07.32 0:09:31.45	183 2		0:50:29.59	
2	2	DAILLY Adrien Team Lapierre	 FRA.1996.21677	0:06:05.61 <u>0:07:00.61</u>	3 <u>1</u>	0:05:59.88 0:05:29.46	11 4	0:09:00.51 <u>0:06:24.36</u>	2 <u>1</u>	0:00:59.28 0:09:35.67	4 4		0:50:35.38	+0:00:05.79
3	6	MAES Martin GT Factory Racing	 BEL.1997.21636	0:06:08.85 0:07:06.36	6 4	0:05:54.05 0:05:33.18	3 6	0:09:16.30 0:06:25.88	10 2	0:01:01.86 0:09:32.16	34 3		0:50:58.64	+0:00:29.05
4	7	NICOLAI Florian Canyon Factory Enduro Team	 FRA.1993.21749	0:06:06.47 0:07:11.66	4 6	0:05:57.57 <u>0:05:26.36</u>	6 <u>1</u>	0:09:13.95 0:06:27.32	6 4	0:01:02.40 0:09:40.36	48 6		0:51:06.09	+0:00:36.50
5	5	OTON Damien Unior Devinci Factory Racing	 FRA.1987.21728	0:06:10.41 0:07:14.00	9 8	0:06:08.34 0:05:28.96	45 3	0:09:15.35 0:06:27.30	7 3	0:00:59.69 <u>0:09:29.71</u>	6 <u>1</u>		0:51:13.76	+0:00:44.17
6	1	HILL Sam Chain Reaction Cycles Mavic	 AUS.1985.21775	0:06:10.36 0:07:11.63	8 5	0:05:57.31 0:05:45.70	5 13	0:09:15.94 0:06:39.72	9 10	0:01:02.23 0:09:51.24	44 7		0:51:54.13	+0:01:24.54
7	9	SCOTT Mark Santa Cruz x SRAM	 GBR.1993.21714	0:06:12.78 0:07:13.30	12 7	0:05:58.65 0:05:46.70	8 17	0:09:17.61 0:06:45.04	13 18	0:01:03.02 0:10:04.45	60 22		0:52:21.55	+0:01:51.96
8	107	SERVANT Camille	 FRA.1994.22691	0:06:12.89 0:07:16.31	13 9	0:06:04.35 0:05:52.14	26 33	0:09:16.36 0:06:41.02	11 11	0:01:01.94 0:10:06.39	35 23		0:52:31.40	+0:02:01.81
9	11	WALLNER Robin Ibis Cycles Enduro Race Team	 SWE.1988.21594	0:06:26.31 0:07:17.52	46 10	0:06:09.13 0:05:40.90	48 8	0:09:22.29 0:06:37.13	18 9	0:01:03.92 0:10:02.74	78 19		0:52:39.94	+0:02:10.35
10	20	BUCHANAN Lewis Ibis Cycles Enduro Race Team	 GBR.1993.21608	0:06:10.90 0:07:21.05	10 13	0:06:04.49 0:05:52.38	27 34	0:09:31.84 0:06:36.13	40 6	0:01:01.41 0:10:03.34	24 21		0:52:41.54	+0:02:11.95
11	78	MIQUEL Kevin SUNN	 FRA.1991.21704	0:06:29.85 0:07:24.91	54 20	0:06:03.65 0:05:50.81	21 28	0:09:04.21 0:06:48.09	3 23	0:01:02.49 0:10:00.84	49 13		0:52:44.85	+0:02:15.26
12	22	TORDO Dimitri Canyon Factory Enduro Team	 FRA.1993.21764	0:06:09.03 0:07:40.41	7 50	0:06:04.29 0:05:46.21	25 14	0:09:23.99 0:06:43.75	23 13	0:01:01.98 0:09:55.65	38 9		0:52:45.31	+0:02:15.72
13	13	LAPEYRIE Thomas Orbea Enduro Team	 FRA.1990.21601	0:06:23.14 0:07:19.50	33 11	0:06:03.37 0:05:44.53	20 11	0:09:26.09 0:06:49.59	28 28	0:01:06.96 0:09:56.05	166 11		0:52:49.23	+0:02:19.64
14	35	CUNNINGHAM Ruaridh Trek Factory Racing	 GBR.1989.21679	0:06:27.26 0:07:26.29	51 23	0:06:05.78 0:05:47.87	32 20	0:09:31.48 0:06:36.18	39 7	0:01:00.75 0:09:54.00	12 8		0:52:49.61	+0:02:20.02
15	56	JOHNSON Leigh SUNN	 GBR.1996.22603	0:06:17.26 0:07:30.24	15 27	0:06:05.86 0:05:51.76	33 31	0:09:16.55 0:06:43.77	12 14	0:01:07.05 0:09:58.74	170 12		0:52:51.23	+0:02:21.64
16	33	ROPELATO Mitch	 USA.1992.22734	0:06:26.42 0:07:20.93	47 12	0:06:13.78 0:05:52.11	62 32	0:09:15.64 0:06:45.49	8 20	0:01:02.21 0:09:55.97	43 10		0:52:52.55	+0:02:22.96

EWS Montagnes du Caroux

Olargues, France
May 12 - 13, 2018



RESULTS OVERALL

Pos	Plate	Name Team	Nat EWS number	Stage 1 Stage 5	Pos	Stage 2 Stage 6	Pos	Stage 3 Stage 7	Pos	Stage 4 Stage 8	Pos	Penalties	Time	Gap
MEN														
17	77	BAILLY-MAITRE Francois	 FRA.1985.22735	0:06:19.02	17	0:05:59.35	9	0:09:22.42	19	0:01:06.51	151		0:52:54.92	+0:02:25.33
				0:07:31.60	31	0:05:46.67	16	0:06:46.89	21	0:10:02.46	18			
18	104	DALE Sam	 GBR.1990.22733	0:06:22.92	30	0:06:04.79	29	0:09:21.71	17	0:01:05.70	132		0:52:56.00	+0:02:26.41
				0:07:27.52	25	0:05:45.26	12	0:06:45.17	19	0:10:02.93	20			
19	3	CALLAGHAN Greg Cube Action Team	 IRL.1991.21827	0:06:24.88	41	0:05:57.88	7	0:09:33.42	43	0:01:02.82	54		0:52:59.25	+0:02:29.66
				0:07:22.43	14	0:05:48.02	21	0:06:48.60	25	0:10:01.20	15			
20	8	GAUVIN Remi Rocky Mountain/Race Face Enduro Team	 CAN.1992.21624	0:06:20.60	23	0:06:01.50	14	0:09:42.74	66	0:01:06.73	160		0:53:08.49	+0:02:38.90
				0:07:24.73	18	0:05:42.11	9	0:06:47.82	22	0:10:02.26	17			
21	57	WALKER Matt Cube Action Team	 NZL.1990.21846	0:06:30.01	55	0:06:07.52	40	0:09:11.94	4	0:01:07.16	173		0:53:21.60	+0:02:52.01
				0:07:23.45	16	0:05:56.28	40	0:06:53.54	31	0:10:11.70	25			
22	44	VEZINA Mckay Giant Factory Off-Road Team	 CAN.1995.21632	0:06:21.10	24	0:06:01.86	15	0:09:20.53	14	0:01:06.05	142		0:53:24.67	+0:02:55.08
				0:07:37.53	45	0:05:51.26	29	0:06:49.01	26	0:10:17.33	27			
23	48	KANGAS Alexander	 SWE.1990.22409	0:06:21.53	27	0:05:59.75	10	0:09:28.53	33	0:01:08.13	199		0:53:29.75	+0:03:00.16
				0:07:31.50	30	0:05:51.31	30	0:06:50.21	29	0:10:18.79	29			
24	19	BORGES Jose Miranda Racing Team	 POR.1990.21669	0:06:26.50	48	0:06:02.49	16	0:09:50.85	83	0:01:05.62	129		0:53:34.69	+0:03:05.10
				0:07:24.17	17	0:05:39.71	7	0:07:04.43	45	0:10:00.92	14			
25	283	PIGEON Hugo	 FRA.1996.23507	0:06:24.10	37	0:06:15.65	66	0:09:12.66	5	0:00:59.01	2		0:53:38.08	+0:03:08.49
				0:07:32.49	37	0:05:46.81	18	0:06:57.70	35	0:10:29.66	40			
26	105	CHAPMAN Rupert	 NZL.1992.22591	0:06:26.82	49	0:06:01.03	13	0:09:30.02	38	0:01:09.48	222		0:53:41.93	+0:03:12.34
				0:07:37.43	44	0:05:53.33	37	0:06:44.15	15	0:10:19.67	31			
27	201	QUERE Nico	 FRA.1991.21771	0:06:22.88	29	0:06:11.30	56	0:09:21.63	16	<u>0:00:55.49</u>	<u>1</u>		0:53:44.36	+0:03:14.77
				0:07:28.97	26	0:05:59.69	51	0:06:54.82	32	0:10:29.58	39			
28	29	GAILLOT Baptiste Chamrousse URGE bp Enduro Team	 FRA.1991.21771	0:06:25.91	43	0:06:07.56	41	0:09:56.18	98	0:01:03.97	81		0:53:52.08	+0:03:22.49
				0:07:31.46	29	0:05:49.12	24	0:06:49.16	27	0:10:08.72	24			
29	121	PONTAL Yannick	 FRA.1985.22511	0:06:24.38	39	0:06:07.20	39	0:09:21.40	15	0:01:04.12	83		0:53:53.05	+0:03:23.46
				0:07:36.68	43	0:05:57.87	45	0:07:02.44	43	0:10:18.96	30			
30	18	GRAVES Jared Specialized Racing Team	 AUS.1982.21740	0:06:14.43	14	0:05:50.42	2	0:09:24.33	24	0:01:06.65	157		0:53:56.71	+0:03:27.12
				0:07:31.81	32	0:05:48.34	22	0:07:25.31	84	0:10:35.42	49			
31	43	GARAY Iago Santa Cruz x SRAM	 ESP.1991.21707	0:06:33.44	68	0:06:10.63	54	0:09:29.41	37	0:01:04.61	103		0:53:57.74	+0:03:28.15
				0:07:32.32	36	0:05:57.23	43	0:06:48.32	24	0:10:21.78	33			
32	30	NEER Shawn Yeti / Fox Shock Factory Race Team	 USA.1991.21712	0:06:19.67	18	0:06:03.20	18	0:09:33.51	44	0:01:05.34	122		0:54:03.15	+0:03:33.56
				0:07:38.39	46	0:05:56.77	42	0:06:58.36	36	0:10:27.91	38			

RESULTS OVERALL







Pos	Plate	Name Team	Nat EWS number	Stage 1 Stage 5	Pos	Stage 2 Stage 6	Pos	Stage 3 Stage 7	Pos	Stage 4 Stage 8	Pos	Penalties	Time	Gap
MEN														
33	28	MASTERS Eddie	 NZL.1989.22590	0:06:30.19	56	0:06:07.64	42	0:09:44.97	69	0:01:06.42	149		0:54:04.93	+0:03:35.34
				0:07:31.89	33	0:05:43.63	10	0:06:58.91	37	0:10:21.28	32			
34	34	WRIGHT Keegan Unior Devinci Factory Racing	 NZL.1996.21734	0:06:18.80	16	0:06:03.81	23	0:09:22.73	20	0:01:02.54	50		0:54:05.82	+0:03:36.23
				0:07:24.76	19	0:07:09.99	163	0:06:41.54	12	0:10:01.65	16			
35	21	DENIAUD Youn	 FRA.1996.22994	0:06:07.82	5	0:06:02.56	17	0:12:05.46	222	0:01:03.87	75		0:54:06.74	+0:03:37.15
				0:07:01.29	2	0:05:31.14	5	0:06:36.29	8	0:09:38.31	5			
36	95	CASADEI Nicola CMC Cycling Experience	 ITA.1989.21878	0:06:29.02	53	0:06:08.75	46	0:09:24.92	25	0:01:05.97	141		0:54:11.73	+0:03:42.14
				0:07:33.08	40	0:05:58.10	46	0:06:59.00	38	0:10:32.89	43			
37	25	ABSALON Remy Scott SR Suntour Enduro Team	 FRA.1984.21713	0:06:25.53	42	0:06:10.52	53	0:09:45.22	70	0:01:05.90	139		0:54:15.43	+0:03:45.84
				0:07:32.82	38	0:05:49.60	25	0:07:02.30	41	0:10:23.54	35			
38	83	SIMMONDS Matt Cannondale	 GBR.1987.21760	0:06:26.96	50	0:06:03.31	19	0:09:28.76	35	0:01:05.76	135		0:54:22.66	+0:03:53.07
				0:07:40.50	51	0:05:54.84	38	0:07:15.66	61	0:10:26.87	36			
39	61	GRANT Kelan Chain Reaction Cycles Mavic	 IRL.1993.21773	0:06:45.21	115	0:06:06.24	34	0:09:29.11	36	0:01:08.24	201		0:54:23.78	+0:03:54.19
				0:07:39.20	48	0:05:52.55	35	0:07:05.41	46	0:10:17.82	28			
40	85	EVANS Craig Hope Factory Racing	 GBR.1991.21651	0:06:41.22	94	0:06:11.86	57	0:09:36.38	49	0:01:03.98	82		0:54:24.04	+0:03:54.45
				0:07:31.91	34	0:05:58.22	48	0:06:50.52	30	0:10:29.95	41			
41	216	ATWILL Phil	 GBR.1991.21651	0:06:23.05	31	0:06:17.36	71	0:10:01.45	110	0:00:59.80	8		0:54:24.44	+0:03:54.85
				0:07:31.96	35	0:05:58.89	50	0:06:45.00	17	0:10:26.93	37			
42	14	BARNES Joe Canyon Factory Enduro Team	 GBR.1989.21748	0:06:20.52	22	0:06:05.54	30	0:09:41.30	60	0:01:06.49	150		0:54:25.23	+0:03:55.64
				0:07:40.20	49	0:05:55.44	39	0:07:01.59	39	0:10:34.15	47			
43	129	LUTHI Patrick	 SUI.1992.22607	0:06:25.96	44	0:06:09.06	47	0:09:56.67	100	0:01:01.32	21		0:54:34.93	+0:04:05.34
				0:07:50.16	64	0:05:47.39	19	0:07:08.66	52	0:10:15.71	26			
44	120	BALADIER Florian	 FRA.1990.22617	0:06:19.67	18	0:06:03.99	24	0:09:35.28	47	0:01:01.84	33		0:54:35.67	+0:04:06.08
				0:07:51.02	68	0:06:17.19	89	0:06:55.60	33	0:10:31.08	42			
45	203	PAULHAN Romain	 FRA.1990.22617	0:06:39.01	83	0:06:13.38	61	0:09:46.80	76	0:01:00.28	10		0:54:38.97	+0:04:09.38
				0:07:30.57	28	0:05:49.75	27	0:06:44.59	16	0:10:54.59	67			
46	39	DAVIS Jubal Yeti / Fox Shock Factory Race Team	 USA.1990.21737	0:06:24.73	40	0:06:09.37	49	0:09:26.74	29	0:01:07.16	173		0:54:49.99	+0:04:20.40
				0:07:45.50	57	0:06:02.26	55	0:07:16.24	62	0:10:37.99	53			
47	80	TRABAC Elliot Scott SR Suntour Enduro Team	 FRA.1996.21710	0:06:23.88	36	0:06:06.36	35	0:09:27.14	31	0:01:07.30	181		0:54:53.75	+0:04:24.16
				0:07:27.42	24	0:05:46.44	15	0:07:11.32	58	0:11:23.89	99			
48	113	THIEBAUT Paul	 FRA.1995.22875	0:06:35.29	75	0:06:21.69	87	0:09:32.40	41	0:01:04.55	98		0:54:54.47	+0:04:24.88
				0:07:44.90	55	0:06:00.89	53	0:07:01.76	40	0:10:32.99	44			

EWS Montagnes du Caroux

Olargues, France
May 12 - 13, 2018



RESULTS OVERALL















Pos	Plate	Name Team	Nat EWS number	Stage 1 Stage 5	Pos Pos	Stage 2 Stage 6	Pos Pos	Stage 3 Stage 7	Pos Pos	Stage 4 Stage 8	Pos Pos	Penalties	Time	Gap
MEN														
49	96	LUPATO Denny	 ITA.1992.22852	0:06:30.36 0:07:43.10	57 53	0:06:23.08 0:06:03.23	94 56	0:09:33.25 0:07:10.90	42 57	0:01:07.27 0:10:36.23	180 52		0:55:07.42	+0:04:37.83
50	132	TEJCHMAN Premek	 CZE.1988.22389	0:06:34.50 0:07:46.90	72 59	0:06:10.46 0:06:14.50	52 82	0:09:28.70 0:07:08.89	34 53	0:01:01.07 0:10:46.09	17 60		0:55:11.11	+0:04:41.52
51	151	PETER Stefan	 SUI.1992.23004	0:06:44.59 0:07:33.45	108 41	0:06:25.08 0:06:03.80	102 58	0:09:38.82 0:07:07.91	55 49	0:01:01.65 0:10:40.97	27 56		0:55:16.27	+0:04:46.68
52	23	BURNS Pedro Trek Factory Racing	 CHI.1997.21729	0:06:21.10 0:08:07.40	24 98	0:06:07.66 0:06:19.79	43 95	0:09:42.72 0:07:10.30	65 56	0:01:05.23 0:10:22.59	118 34		0:55:16.79	+0:04:47.20
53	32	CHAPUIS Maxime	 SUI.1994.22784	0:06:21.22 0:07:22.87	26 15	0:06:06.38 0:05:58.19	36 47	0:09:45.53 0:07:04.08	71 44	0:01:09.99 0:11:33.04	235 105		0:55:21.30	+0:04:51.71
54	46	TORRALBA Gabriel Orbea Enduro Team	 ESP.1997.21633	0:06:31.08 0:08:05.46	61 95	0:06:17.08 0:05:58.69	70 49	0:09:40.40 0:07:19.88	58 75	0:01:03.76 0:10:33.14	72 45		0:55:29.49	+0:04:59.90
55	50	FERREIRO Toni	 ESP.1990.22450	0:06:33.04 0:07:51.56	67 69	0:06:15.65 0:06:06.23	66 64	0:09:38.13 0:07:16.99	53 67	0:01:06.78 0:10:41.65	161 58		0:55:30.03	+0:05:00.44
56	145	SANZ CASADEVALL Guillem	 ESP.1996.21780	0:06:37.93 0:07:50.94	81 67	0:06:21.51 0:06:03.37	86 57	0:09:50.25 0:07:09.68	81 54	0:01:02.74 0:10:35.20	53 48		0:55:31.62	+0:05:02.03
57	128	SOUSSIGNE Julien	 BEL.1992.22812	0:06:36.24 0:07:59.00	77 82	0:06:23.92 0:06:00.30	100 52	0:09:33.79 0:07:19.40	45 74	0:01:01.11 0:10:39.14	18 54		0:55:32.90	+0:05:03.31
58	130	TEXTOR Christian	 GER.1990.22845	0:06:35.10 0:07:54.10	74 74	0:06:13.93 0:06:05.18	63 60	0:09:37.37 0:07:22.96	52 80	0:01:02.94 0:10:41.47	58 57		0:55:33.05	+0:05:03.46
59	49	SHAW Samuel	 NZL.1992.22931	0:06:32.58 0:07:48.01	66 61	0:06:14.25 0:06:12.75	64 76	0:09:34.75 0:07:21.21	46 78	0:01:05.94 0:10:50.83	140 65		0:55:40.32	+0:05:10.73
60	42	KELLEY Cody Alchemy Bicycles Factory Racing	 USA.1994.21757	0:06:32.32 0:07:51.94	64 70	0:06:05.62 0:06:06.77	31 66	0:09:23.12 0:07:19.39	21 73	0:01:03.25 0:11:18.41	65 94		0:55:40.82	+0:05:11.23
61	41	STUTTARD Mathew Hope Factory Racing	 GBR.1993.21661	0:06:39.74 0:07:50.66	86 66	0:06:12.90 0:06:12.58	60 75	0:09:55.36 0:07:14.94	93 60	0:01:05.02 0:10:34.10	110 46		0:55:45.30	+0:05:15.71
62	100	MADEREGGER Kevin	 AUT.1997.22808	0:06:40.51 0:07:58.11	91 78	0:06:20.92 0:06:07.32	85 68	0:09:42.07 0:07:07.43	63 48	0:01:06.84 0:10:42.51	163 59		0:55:45.71	+0:05:16.12
63	64	EDGAR Brendon	 CAN.1985.23003	0:06:40.09 0:07:57.04	87 77	0:06:18.70 0:06:06.94	75 67	0:09:41.91 0:07:08.23	61 50	0:01:05.61 0:10:47.78	128 62		0:55:46.30	+0:05:16.71
64	123	GAYRAL Paul	 FRA.1989.23084	0:06:31.05 0:07:53.18	60 73	0:06:22.76 0:06:13.95	91 79	0:09:41.96 0:07:17.81	62 70	0:01:07.16 0:10:39.72	173 55		0:55:47.59	+0:05:18.00

EWS Montagnes du Caroux

Olargues, France
May 12 - 13, 2018



RESULTS OVERALL




Pos	Plate	Name Team	Nat EWS number	Stage 1 Stage 5	Pos Pos	Stage 2 Stage 6	Pos Pos	Stage 3 Stage 7	Pos Pos	Stage 4 Stage 8	Pos Pos	Penalties	Time	Gap
MEN														
65	45	LESLIE Shane	 USA.1996.22174	0:06:32.33	65	0:06:09.49	50	0:09:36.49	50	0:01:05.70	132		0:55:51.63	+0:05:22.04
66	97	LUPATO Alex	 ITA.1989.22851	0:06:34.83	73	0:06:16.32	69	0:09:35.95	48	0:01:08.53	206		0:55:51.90	+0:05:22.31
67	55	SANTOS Dillon Ibis Cycles Enduro Race Team	 USA.1996.21613	0:06:23.15	34	0:06:19.84	81	0:09:26.85	30	0:01:04.72	105		0:55:55.47	+0:05:25.88
68	86	AUSTERMUHLE Ian Hope Factory Racing	 GBR.1980.21590	0:06:41.24	95	0:06:29.98	124	0:09:51.50	85	0:01:05.13	113		0:56:04.45	+0:05:34.86
69	134	CONNELL Joe	 GBR.1994.21745	0:06:30.64	59	0:06:15.77	68	0:09:50.63	82	0:01:03.91	77		0:56:12.10	+0:05:42.51
70	152	BRATSCHI Tim	 SUI.1988.23005	0:06:39.32	85	0:06:17.71	74	0:09:25.45	27	0:01:01.03	14		0:56:16.59	+0:05:47.00
71	109	GARCIA Tom	 FRA.1990.22226	0:06:34.27	71	0:06:27.96	115	0:09:38.18	54	0:01:03.40	67		0:56:23.03	+0:05:53.44
72	58	HUTCHENS Chris	 GBR.1989.22999	0:06:40.80	93	0:06:23.02	93	0:09:57.46	102	0:01:09.12	216		0:56:26.74	+0:05:57.15
73	204	PICCOLO Julien	 FRA.1990.22226	0:06:42.84	103	0:06:20.25	82	0:09:56.16	97	0:00:59.19	3		0:56:29.46	+0:05:59.87
74	287	NAVARRO Jordan	 FRA.1990.22226	0:06:44.96	113	0:06:23.68	96	0:10:05.29	113	0:01:01.03	14		0:56:43.45	+0:06:13.86
75	118	ESCRIOU Valentin	 FRA.1996.22677	0:06:30.53	58	0:06:39.88	155	0:09:56.49	99	0:01:03.66	70		0:56:43.98	+0:06:14.39
76	147	MARI MARI Mariano	 ESP.1997.22453	0:06:38.86	82	0:06:25.94	105	0:09:42.80	67	0:01:00.88	13		0:56:46.96	+0:06:17.37
77	125	BATISTA Levy	 FRA.1990.21430	0:06:50.80	133	0:06:30.42	125	0:09:54.37	91	0:01:04.15	84		0:56:48.03	+0:06:18.44
78	84	GALLAGHER Kenta Polygon UR	 GBR.1992.21654	0:06:40.32	89	0:06:26.35	108	0:10:23.06	130	0:01:07.40	185		0:56:51.83	+0:06:22.24
79	144	FRANCARDO Tommaso	 ITA.1997.22813	0:06:41.72	97	0:06:25.87	104	0:09:50.85	83	0:01:01.94	35		0:56:59.05	+0:06:29.46
80	40	BROOKES Martyn	 GBR.1987.23008	0:06:47.71	123	0:06:26.43	110	0:09:55.64	94	0:01:09.56	225		0:57:04.97	+0:06:35.38

EWS Montagnes du Caroux

Olargues, France
May 12 - 13, 2018



RESULTS OVERALL

















Pos	Plate	Name Team	Nat EWS number	Stage 1 Stage 5	Pos	Stage 2 Stage 6	Pos	Stage 3 Stage 7	Pos	Stage 4 Stage 8	Pos	Penalties	Time	Gap
MEN														
81	207	JOUET-PASTRE Martin		0:06:42.18	98	0:06:14.63	65	0:10:00.99	109	0:00:59.34	5		0:57:05.49	+0:06:35.90
				0:08:20.01	117	0:06:14.44	81	0:07:21.41	79	0:11:12.49	84			
82	72	SKANT Gerd		0:06:40.58	92	0:06:29.41	119	0:09:58.87	104	0:01:03.41	68		0:57:12.17	+0:06:42.58
			AUT.1991.22878	0:08:04.98	93	0:06:18.73	93	0:07:25.47	86	0:11:10.72	82			
83	31	KEENE Curtis Specialized Racing Team		0:06:24.33	38	0:06:00.72	12	0:10:21.41	127	0:01:11.64	249		0:57:15.22	+0:06:45.63
			USA.1979.21699	0:07:43.75	54	0:06:09.56	71	0:08:02.24	123	0:11:21.57	96			
84	153	WIDMER Mirco		0:06:44.90	112	0:06:22.97	92	0:09:55.80	95	0:01:02.60	51		0:57:17.76	+0:06:48.17
			SUI.1990.22314	0:08:02.14	88	0:06:43.93	134	0:07:23.42	82	0:11:02.00	73			
85	111	CHARLES Clement		0:06:44.66	109	0:06:19.65	80	0:09:47.09	77	0:01:05.02	110		0:57:20.08	+0:06:50.49
			FRA.1994.22206	0:08:29.93	128	0:06:15.97	86	0:07:35.03	96	0:11:02.73	74			
86	127	DANIELS Nicolas		0:06:56.25	144	0:06:28.58	117	0:09:46.39	74	0:01:04.76	107		0:57:29.08	+0:06:59.49
			BEL.1994.22811	0:08:09.36	101	0:06:25.15	101	0:07:42.68	100	0:10:55.91	69			
87	108	ESCUDIER Thomas		0:06:44.71	110	0:06:27.36	112	0:09:42.41	64	0:01:04.30	90		0:57:33.84	+0:07:04.25
			FRA.1991.21945	0:08:03.18	91	0:06:31.94	120	0:07:46.59	107	0:11:13.35	85			
88	89	DAUMAS Theo Chamrousse URGE bp Enduro Team		0:06:47.03	119	0:06:31.00	126	0:09:51.65	86	0:01:07.22	178		0:57:34.25	+0:07:04.66
			FRA.1996.21873	0:08:15.79	112	0:06:16.62	88	0:07:42.17	99	0:11:02.77	75			
89	135	GALLAGHER Christopher		0:06:43.64	106	0:06:22.19	88	0:10:50.38	168	0:01:04.15	84		0:57:36.57	+0:07:06.98
			GBR.1993.23014	0:08:02.65	89	0:06:17.57	92	0:07:18.65	72	0:10:57.34	71			
90	202	MENJOU Irenee		0:06:34.10	70	0:06:23.81	99	0:09:39.19	56	0:01:02.09	41		0:57:42.75	+0:07:13.16
				0:07:41.95	52	0:06:02.23	54	0:06:57.51	34	0:13:21.87	173			
91	93	RONZON Erwin CMC Cycling Experience		0:06:36.73	80	0:06:29.54	121	0:09:57.39	101	0:01:05.43	124		0:57:49.03	+0:07:19.44
			ITA.1997.21868	0:07:52.72	72	0:06:25.65	102	0:08:05.78	126	0:11:15.79	91			
92	180	LEBERT Alexis		0:06:51.32	135	0:06:27.58	113	0:10:00.73	107	0:01:06.32	147		0:57:53.41	+0:07:23.82
			FRA.1993.22060	0:08:16.76	114	0:06:26.43	103	0:07:30.26	92	0:11:14.01	88			
93	209	LLEBA Maxime		0:06:47.24	121	0:06:18.78	76	0:09:46.65	75	0:01:01.06	16		0:57:55.00	+0:07:25.41
				0:07:45.13	56	0:06:28.02	107	0:07:16.41	63	0:12:31.71	141			
94	91	BAHLER Jonas Norco Enduro Racing Team		0:06:42.37	100	0:06:22.71	90	0:09:55.87	96	0:01:05.25	120		0:57:55.73	+0:07:26.14
			SUI.1987.21706	0:08:23.78	121	0:06:29.53	114	0:07:41.85	98	0:11:14.37	89			
95	178	COLANGE Vincent		0:06:49.97	132	0:06:33.41	130	0:10:24.03	133	0:01:04.15	84		0:57:59.63	+0:07:30.04
			FRA.1990.21932	0:08:15.76	111	0:06:15.28	84	0:07:29.10	91	0:11:07.93	80			
96	38	OVALLE Antonio		0:06:42.20	99	0:06:23.93	101	0:10:06.22	116	0:01:09.71	227		0:57:59.79	+0:07:30.20
			CHI.1991.22485	0:08:02.02	87	0:06:13.18	77	0:08:08.76	130	0:11:13.77	87			

EWS Montagnes du Caroux








Olargues, France
May 12 - 13, 2018



RESULTS OVERALL

Pos	Plate	Name Team	Nat EWS number	Stage 1 Stage 5	Pos	Stage 2 Stage 6	Pos	Stage 3 Stage 7	Pos	Stage 4 Stage 8	Pos	Penalties	Time	Gap
MEN														
97	138	BERGLI-JOHNSEN Espen	 NOR.1980.22840	0:06:42.71	102	0:06:33.42	131	0:09:52.56	88	0:01:03.94	79		0:57:59.97	+0:07:30.38
				0:08:00.77	85	0:06:27.56	106	0:07:57.44	117	0:11:21.57	96			
98	76	OPPLIGER Timothee Norco Enduro Racing Team	 SUI.1992.21701	0:06:48.28	126	0:06:23.45	95	0:10:20.26	125	0:01:07.15	172		0:58:05.64	+0:07:36.05
				0:08:11.49	104	0:06:21.76	97	0:07:32.60	94	0:11:20.65	95			
99	148	FEDZ. LATORRE Andres	 ESP.1992.22085	0:06:53.12	140	0:06:26.15	107	0:09:59.06	105	0:01:02.29	46		0:58:08.47	+0:07:38.88
				0:08:10.07	102	0:06:24.93	100	0:07:44.03	101	0:11:28.82	102			
100	277	PONTIER Adrien		0:06:51.55	136	0:06:33.47	133	0:10:04.59	112	0:01:00.01	9		0:58:14.92	+0:07:45.33
				0:08:14.19	108	0:06:27.53	105	0:07:52.33	110	0:11:11.25	83			
101	304	BAUMGARTNER Michael		0:06:57.80	151	0:06:37.34	144	0:10:15.80	122	0:01:01.36	22		0:58:37.36	+0:08:07.77
				0:08:19.82	116	0:06:36.32	125	0:07:24.15	83	0:11:24.77	100			
102	150	ANGIOLINI Sebastien	 SUI.1993.21614	0:06:53.96	141	0:06:36.63	142	0:10:24.95	135	0:01:05.19	117		0:58:40.83	+0:08:11.24
				0:08:13.18	106	0:06:27.40	104	0:07:25.46	85	0:11:34.06	107			
103	205	CABIROU Marc		0:06:34.02	69	0:06:23.68	96	0:09:49.73	80	0:00:59.70	7		0:58:47.73	+0:08:18.14
				0:07:58.97	81	0:06:14.03	80	0:07:44.10	102	0:13:03.50	156			
104	62	SHIRLEY James	 GBR.1989.22351	0:06:40.50	90	0:06:22.65	89	0:09:54.81	92	0:01:13.61	256		0:58:49.23	+0:08:19.64
				0:08:30.15	129	0:06:28.22	108	0:07:59.86	120	0:11:39.43	112			
105	63	HARVEY Loui	 NZL.1990.22338	0:06:52.66	139	0:06:41.40	161	0:10:11.98	118	0:01:10.38	239		0:59:01.30	+0:08:31.71
				0:08:01.84	86	0:06:28.23	109	0:08:02.34	125	0:11:32.47	104			
106	26	CARLSON Josh Giant Factory Off-Road Team	 AUS.1986.21659	0:06:22.33	28	0:05:56.00	4	0:09:23.66	22	0:01:03.96	80		0:59:10.79	+0:08:41.20
				0:07:32.94	39	0:05:49.63	26	0:07:02.32	42	0:15:59.95	208			
107	211	PEREZ Robin		0:07:39.39	232	0:06:53.63	187	0:10:05.91	114	0:01:04.33	93		0:59:17.23	+0:08:47.64
				0:08:25.65	123	0:06:31.67	118	0:07:31.04	93	0:11:05.61	78			
108	126	REDOIS Lucas	 FRA.1992.22793	0:06:49.28	130	0:06:37.51	145	0:10:13.06	119	0:01:05.68	130		0:59:19.30	+0:08:49.71
				0:08:23.11	120	0:06:41.33	132	0:08:07.37	127	0:11:21.96	98			
109	115	FRIGOUT Lucas	 FRA.1993.22829	0:06:43.60	105	0:06:18.80	77	0:10:06.02	115	0:01:10.88	242		0:59:30.31	+0:09:00.72
				0:08:08.35	99	0:06:21.92	98	0:07:28.77	89	0:13:11.97	161			
110	313	LUCE Toby		0:06:58.65	155	0:07:01.13	200	0:10:31.52	147	0:01:03.19	64		0:59:30.75	+0:09:01.16
				0:08:15.56	110	0:06:38.10	127	0:07:28.91	90	0:11:33.69	106			
111	67	VIAL Felipe	 CHI.1992.21419	0:06:47.67	122	0:06:20.26	83	0:09:49.20	78	0:01:11.39	247		0:59:32.98	+0:09:03.39
				0:08:13.93	107	0:06:33.05	121	0:08:18.16	135	0:12:19.32	137			
112	222	ALFUMA Almog		0:06:47.05	120	0:06:40.52	157	0:10:11.14	117	0:01:02.23	44		0:59:34.85	+0:09:05.26
				0:08:15.03	109	0:06:43.24	133	0:07:46.00	104	0:12:09.64	128			

RESULTS OVERALL

















Pos	Plate	Name Team	Nat EWS number	Stage 1 Stage 5	Pos	Stage 2 Stage 6	Pos	Stage 3 Stage 7	Pos	Stage 4 Stage 8	Pos	Penalties	Time	Gap
MEN														
113	37	JAQUE Milciades	 CHI.1991.21656	0:06:43.42	104	0:06:28.07	116	0:10:55.90	178	0:01:06.92	165		0:59:42.04	+0:09:12.45
				0:08:11.76	105	0:06:28.97	112	0:07:45.13	103	0:12:01.87	123			
114	176	GARCIA MARTIN Alvaro	 ESP.1982.22406	0:06:48.88	127	0:06:28.69	118	0:10:01.54	111	0:01:02.05	40		0:59:51.99	+0:09:22.40
				0:08:40.56	139	0:06:50.09	143	0:08:18.88	137	0:11:41.30	114			
115	162	LETAK Petr	 CZE.1993.23009	0:07:00.57	160	0:06:43.81	165	0:10:15.47	121	0:01:03.06	62		0:59:52.27	+0:09:22.68
				0:08:45.12	148	0:06:30.57	116	0:07:55.15	114	0:11:38.52	110			
116	60	THEW Trevor	 CAN.1993.22191	0:06:44.72	111	0:06:29.70	123	0:10:36.00	153	0:01:08.59	207		1:00:03.45	+0:09:33.86
				0:07:59.01	83	0:06:18.80	94	0:09:07.35	167	0:11:39.28	111			
117	285	GERMAN Thomas	 FRA.1992.21805	0:07:04.73	168	0:06:39.39	152	0:09:59.99	106	0:01:02.82	54		1:00:12.38	+0:09:42.79
				0:08:40.06	138	0:06:53.85	146	0:07:58.93	119	0:11:52.61	120			
118	87	LACASTE Cedric Trek Accous VTT Enduro Team	 FRA.1992.21805	0:06:56.62	147	0:06:36.57	141	0:10:21.33	126	0:01:09.30	218		1:00:15.11	+0:09:45.52
				0:08:23.10	119	0:06:35.46	124	0:07:55.74	116	0:12:16.99	136			
119	238	CASTAGNE Robin	 FRA.1993.22629	0:06:55.15	142	0:06:39.23	151	0:10:25.29	137	0:01:04.35	94		1:00:20.53	+0:09:50.94
				0:08:29.28	127	0:06:57.41	152	0:08:02.32	124	0:11:47.50	118			
120	268	ICART ESPINET Albert	 ESP.1990.22136	0:07:01.21	161	0:06:35.79	140	0:10:26.95	141	0:01:03.14	63		1:00:21.19	+0:09:51.60
				0:08:41.26	141	0:06:47.18	138	0:08:09.41	133	0:11:36.25	109			
121	223	MAAYAN Yonatan	 ISR.1985.22980	0:07:01.48	163	0:06:35.08	139	0:10:25.19	136	0:01:04.44	96		1:00:23.92	+0:09:54.33
				0:08:37.21	135	0:07:19.94	177	0:07:46.40	105	0:11:34.18	108			
122	141	HANCOCK Ross	 GBR.1990.22136	0:06:45.36	116	0:06:34.82	137	0:10:43.19	158	0:01:01.95	37		1:00:24.04	+0:09:54.45
				0:09:12.98	170	0:06:28.83	111	0:07:53.93	112	0:11:42.98	115			
123	59	MORSE Adam	 USA.1985.22980	0:06:45.54	117	0:06:18.82	78	0:09:51.99	87	0:01:08.87	211		1:00:27.02	+0:09:57.43
				0:08:29.19	126	0:06:19.81	96	0:09:28.76	180	0:12:04.04	124			
124	116	MURIGNEUX Xavier	 FRA.1993.22629	0:06:48.92	129	0:06:32.02	128	0:12:15.39	227	0:01:06.69	158		1:00:41.77	+0:10:12.18
				0:08:07.28	97	0:06:22.65	99	0:07:57.59	118	0:11:31.23	103			
125	296	BOULLIER Germain	 FRA.1990.21357	0:07:06.47	172	0:07:07.68	210	0:10:39.11	155	0:01:04.25	89		1:01:17.57	+0:10:47.98
				0:08:32.70	130	0:07:00.01	157	0:08:00.56	121	0:11:46.79	117			
126	140	HOLLOWKO Alex	 GBR.1990.21357	0:06:56.55	146	0:07:10.18	214	0:10:53.84	174	0:01:04.55	98		1:01:24.29	+0:10:54.70
				0:09:47.76	195	0:06:31.41	117	0:07:46.50	106	0:11:13.50	86			
127	75	VON WURSTEMBERGER Alois Norco Enduro Racing Team	 SUI.1987.21694	0:06:55.62	143	0:06:29.63	122	0:10:32.77	150	0:01:06.64	156		1:01:25.14	+0:10:55.55
				0:08:38.59	137	0:06:39.42	129	0:09:02.51	162	0:11:59.96	122			
128	159	SEPP Alessandro	 GER.1994.22725	0:07:06.04	171	0:06:45.46	167	0:10:27.00	142	0:01:05.78	136		1:01:33.88	+0:11:04.29
				0:08:44.34	145	0:06:40.13	130	0:08:09.03	132	0:12:36.10	144			

EWS Montagnes du Caroux

Olargues, France
May 12 - 13, 2018



RESULTS OVERALL











Pos	Plate	Name Team	Nat EWS number	Stage 1 Stage 5	Pos Pos	Stage 2 Stage 6	Pos Pos	Stage 3 Stage 7	Pos Pos	Stage 4 Stage 8	Pos Pos	Penalties	Time	Gap
MEN														
129	74	KASCHUB Nic Bennett	 GER.1993.21565	0:07:13.62	188	0:06:52.01	183	0:11:50.55	212	0:01:09.50	223		1:01:43.70	+0:11:14.11
				0:08:17.04	115	0:06:35.26	123	0:07:49.53	108	0:11:56.19	121			
130	156	DORFER Maximilian	 GER.1997.21422	0:07:08.88	177	0:06:48.55	177	0:10:43.82	159	0:01:05.68	130		1:01:45.20	+0:11:15.61
				0:09:57.78	207	0:06:48.73	140	0:07:53.98	113	0:11:17.78	92			
131	213	MAGNE Julien		0:07:10.04	180	0:06:52.25	184	0:10:49.83	167	0:01:01.23	19		1:01:45.60	+0:11:16.01
				0:08:33.12	131	0:06:56.34	151	0:07:49.97	109	0:12:32.82	142			
132	218	WEAMES Andy		0:06:49.28	130	0:06:41.88	162	0:10:40.20	157	0:01:02.04	39		1:01:49.61	+0:11:20.02
				0:08:43.43	143	0:06:49.44	142	0:09:22.30	175	0:11:41.04	113			
133	214	CHAMPION Quentin		0:07:11.58	183	0:06:45.90	168	0:10:29.49	145	0:01:02.86	57		1:01:50.23	+0:11:20.64
				0:08:34.77	134	0:06:49.34	141	0:08:43.43	153	0:12:12.86	133			
134	282	SUAU Florian		0:06:58.19	152	0:06:41.15	159	0:10:23.14	131	0:01:07.63	193		1:02:07.94	+0:11:38.35
				0:09:01.38	159	0:07:19.83	176	0:08:07.43	128	0:12:29.19	140			
135	94	DAL PIAN Davide CMC Cycling Experience	 ITA.1997.21865	0:06:58.38	154	0:06:44.17	166	0:10:45.54	161	0:01:09.95	232		1:02:18.73	+0:11:49.14
				0:09:00.47	158	0:06:51.61	145	0:08:32.18	144	0:12:16.43	135			
136	70	GIANI BARBOSA Julio	 BRA.1995.21938	0:06:57.41	149	0:06:38.97	150	0:10:54.99	176	0:01:09.08	215		1:02:20.23	+0:11:50.64
				0:08:44.48	146	0:07:08.77	162	0:08:35.35	148	0:12:11.18	131			
137	168	EVERETT Tom	 GBR.1997.22643	0:07:33.29	226	0:06:43.67	164	0:10:59.55	182	0:01:04.19	88		1:02:30.00	+0:12:00.41
				0:08:34.09	132	0:06:45.98	135	0:08:36.47	149	0:12:12.76	132			
138	175	FRANCES GARRIDO Javier	 ESP.1984.22137	0:06:52.54	138	0:06:38.77	148	0:10:33.57	151	0:01:01.23	19		1:02:41.67	+0:12:12.08
				0:08:34.55	133	0:06:53.86	147	0:09:07.69	168	0:12:59.46	153			
139	234	BONNET Martin		0:07:09.54	179	0:06:57.60	193	0:10:58.05	181	0:01:05.59	127		1:02:42.75	+0:12:13.16
				0:09:11.90	169	0:06:58.06	153	0:08:16.81	134	0:12:05.20	125			
140	278	CROS Flavien		0:06:52.23	137	0:06:29.47	120	0:10:48.41	164	0:01:00.61	11		1:02:48.16	+0:12:18.57
				0:08:44.91	147	0:07:08.46	161	0:08:34.27	146	0:13:09.80	160			
141	236	BERNARDI Benjamin		0:06:56.53	145	0:06:41.10	158	0:10:59.99	183	0:01:03.68	71		1:02:53.87	+0:12:24.28
				0:08:53.50	154	0:07:47.49	202	0:08:08.94	131	0:12:22.64	138			
142	157	DERKUM Christian	 GER.1991.23043	0:07:36.56	229	0:06:39.59	154	0:10:21.54	128	0:01:05.14	114		1:02:57.62	+0:12:28.03
				0:08:57.36	155	0:06:46.04	137	0:08:43.13	152	0:12:48.26	149			
143	337	JACKSON Brett		0:07:27.79	212	0:06:47.93	175	0:10:27.78	144	0:01:02.95	59		1:03:03.92	+0:12:34.33
				0:09:09.61	166	0:07:29.17	190	0:08:22.43	139	0:12:16.26	134			
144	169	WHANT Tom	 GBR.1990.22816	0:07:15.95	191	0:07:00.50	198	0:11:15.41	190	0:01:03.31	66	0:01:00.00	1:03:06.37	+0:12:36.78
				0:08:47.17	149	0:06:41.24	131	0:07:52.63	111	0:12:10.16	129			

EWS Montagnes du Caroux


Olargues, France
May 12 - 13, 2018



RESULTS OVERALL

Pos	Plate	Name Team	Nat EWS number	Stage 1 Stage 5	Pos	Stage 2 Stage 6	Pos	Stage 3 Stage 7	Pos	Stage 4 Stage 8	Pos	Penalties	Time	Gap
MEN														
145	117	GARANGER Arnaud	 FRA.1996.23036	0:06:42.37	100	0:06:17.46	72	0:09:53.43	90	0:01:07.87	195		1:03:06.92	+0:12:37.33
				0:08:40.59	140	0:06:59.88	156	0:10:02.55	196	0:13:22.77	174			
146	299	BERNARD Guillaume		0:07:23.64	206	0:06:54.26	189	0:10:48.23	163	0:01:01.82	32	0:01:00.00	1:03:09.82	+0:12:40.23
				0:08:38.36	136	0:07:06.46	160	0:08:28.85	143	0:11:48.20	119			
147	181	BRIQUEZ Cyril	 FRA.1992.22135	0:06:57.16	148	0:06:34.30	135	0:09:58.74	103	0:01:02.13	42		1:03:22.82	+0:12:53.23
				0:08:22.15	118	0:08:14.52	219	0:09:37.72	184	0:12:36.10	144			
148	174	FRANCIS Dan	 GBR.1985.22888	0:07:15.84	190	0:06:55.23	190	0:10:52.18	171	0:01:09.03	213		1:03:23.92	+0:12:54.33
				0:08:49.37	152	0:07:11.22	165	0:08:37.88	150	0:12:33.17	143			
149	66	CARVAJAL Gabriel	 COL.1995.21531	0:07:10.32	181	0:06:46.73	172	0:10:39.78	156	0:01:10.45	241		1:03:41.51	+0:13:11.92
				0:08:53.35	153	0:06:58.72	154	0:08:48.27	154	0:13:13.89	164			
150	137	LUDENIA David	 AUS.1989.22791	0:06:44.22	107	0:06:46.02	169	0:10:14.42	120	0:01:06.70	159		1:03:53.88	+0:13:24.29
				0:09:09.09	165	0:06:50.57	144	0:10:11.95	202	0:12:50.91	151			
151	317	CLAVET Gabriel		0:07:29.15	216	0:06:56.62	192	0:11:07.03	187	0:01:07.61	190		1:04:09.55	+0:13:39.96
				0:09:24.91	174	0:06:54.13	148	0:09:03.82	163	0:12:06.28	126			
152	316	CORRIGAN Nate		0:07:02.28	164	0:08:33.14	280	0:10:33.79	152	0:01:09.25	217		1:04:12.64	+0:13:43.05
				0:08:49.04	151	0:07:28.45	188	0:08:28.37	142	0:12:08.32	127			
153	263	GAY VILLALBA Arnau		0:06:48.91	128	0:06:34.01	134	0:10:26.27	140	0:01:01.81	31		1:04:18.52	+0:13:48.93
				0:08:28.11	125	0:06:38.95	128	0:07:55.73	115	0:16:24.73	210			
154	239	FAUVELET Clement		0:07:09.45	178	0:07:07.04	209	0:10:49.64	166	0:01:05.14	114		1:04:32.69	+0:14:03.10
				0:09:10.03	167	0:06:58.87	155	0:08:54.30	156	0:13:18.22	170			
155	225	SAN JOSE SERRANO Ruben		0:07:12.79	187	0:06:49.32	178	0:10:24.46	134	0:01:07.34	184		1:04:34.05	+0:14:04.46
				0:09:34.35	187	0:06:55.95	150	0:09:14.06	172	0:13:15.78	169			
156	182	CORRE Ludovic	 FRA.1983.21638	0:07:11.86	185	0:07:01.98	201	0:11:47.74	210	0:01:08.21	200		1:04:41.43	+0:14:11.84
				0:09:10.91	168	0:07:10.73	164	0:08:21.17	138	0:12:48.83	150			
157	349	GODDE Jules		0:07:30.44	219	0:07:16.23	226	0:11:31.67	199	0:01:01.63	26		1:04:44.91	+0:14:15.32
				0:09:24.78	173	0:07:12.98	170	0:08:18.46	136	0:12:28.72	139			
158	177	OTHAX-DUBEDOUT Mickael	 FRA.1995.21983	0:07:03.36	166	0:06:49.87	179	0:10:16.87	123	0:01:19.68	276		1:04:47.41	+0:14:17.82
				0:08:41.89	142	0:09:12.38	237	0:09:13.02	171	0:12:10.34	130			
159	330	DU PREEZ John-Michael		0:07:11.71	184	0:06:48.44	176	0:10:38.78	154	0:01:06.07	143		1:05:06.64	+0:14:37.05
				0:09:28.34	180	0:07:05.89	159	0:09:43.90	187	0:13:03.51	157			
160	264	PALACIO FUSTERO Mario		0:07:03.98	167	0:06:39.50	153	0:10:32.20	148	0:01:02.34	47		1:05:08.72	+0:14:39.13
				0:09:25.13	175	0:07:15.93	171	0:09:47.98	188	0:13:21.66	172			

RESULTS OVERALL


Pos	Plate	Name Team	Nat EWS number	Stage 1 Stage 5	Pos	Stage 2 Stage 6	Pos	Stage 3 Stage 7	Pos	Stage 4 Stage 8	Pos	Penalties	Time	Gap
MEN														
161	246	SANCHEZ Jonathan		0:07:06.81	173	0:07:00.20	197	0:10:53.45	173	0:01:07.04	169		1:05:11.47	+0:14:41.88
				0:09:04.05	162	0:07:17.74	172	0:09:06.28	166	0:13:35.90	179			
162	149	LETH Frederik		0:07:31.21	222	0:06:43.56	163	0:11:00.86	184	0:01:09.94	230		1:06:18.81	+0:15:49.22
			DEN.1995.22993	0:10:25.98	221	0:07:24.03	183	0:09:15.18	173	0:12:48.05	148			
163	142	RYAN Fergus		0:07:17.96	196	0:06:41.30	160	0:13:12.33	245	0:01:07.02	168		1:06:20.57	+0:15:50.98
			GBR.1993.22458	0:09:13.43	171	0:06:45.98	135	0:08:56.18	161	0:13:06.37	158			
164	290	GAGNEUR Denis		0:07:19.75	199	0:07:11.92	219	0:10:56.54	179	0:01:03.03	61		1:06:20.89	+0:15:51.30
				0:09:39.15	191	0:07:24.82	184	0:09:27.26	177	0:13:18.42	171			
165	208	JOUET-PASTRE Thomas		0:07:00.40	158	0:07:10.97	215	0:11:10.05	188	0:01:05.50	125		1:06:30.55	+0:16:00.96
				0:10:00.06	208	0:07:23.09	181	0:09:06.25	165	0:13:34.23	178			
166	235	CAZABAN Hugo		0:07:14.64	189	0:06:53.25	185	0:10:54.57	175	0:01:07.08	171		1:06:40.25	+0:16:10.66
				0:09:30.59	184	0:07:04.24	158	0:08:22.49	140	0:15:33.39	205			
167	241	CHERAMY Antoine		0:07:25.48	210	0:07:08.44	212	0:11:29.96	198	0:01:05.53	126		1:06:41.50	+0:16:11.91
				0:09:28.73	181	0:07:27.27	187	0:08:23.90	141	0:14:12.19	189			
168	250	RODRIGUEZ Thierry		0:07:23.43	204	0:06:58.98	194	0:11:19.25	191	0:01:04.67	104		1:06:53.32	+0:16:23.73
				0:09:37.37	189	0:07:35.16	193	0:09:05.05	164	0:13:49.41	181			
169	245	CALVEZ Mathieu		0:07:19.99	200	0:07:02.80	202	0:10:46.52	162	0:01:04.56	100		1:07:05.79	+0:16:36.20
				0:10:38.24	225	0:07:37.48	195	0:09:11.57	170	0:13:24.63	175			
170	165	SIGURDSSON David Thor		0:07:42.41	236	0:07:14.28	223	0:12:05.11	221	0:01:06.96	166		1:07:11.71	+0:16:42.12
			ISL.1989.22328	0:09:36.97	188	0:07:18.41	173	0:08:42.86	151	0:13:24.71	176			
171	348	BENAYOUN Pierre		0:07:47.83	246	0:07:16.65	227	0:11:41.12	208	0:01:05.72	134		1:07:11.94	+0:16:42.35
				0:09:51.18	201	0:07:24.01	182	0:08:52.06	155	0:13:13.37	163			
172	163	MONDRIK Petr		0:07:41.87	235	0:07:13.92	221	0:11:34.27	203	0:01:06.60	154		1:07:24.36	+0:16:54.77
			CZE.1988.22818	0:09:49.78	199	0:07:49.72	205	0:08:55.11	158	0:13:13.09	162			
173	270	RODRIGUEZ MONTEQUIN Omar		0:07:42.49	237	0:07:14.69	224	0:12:09.45	224	0:01:07.20	176		1:07:29.40	+0:16:59.81
				0:09:48.82	197	0:07:50.32	206	0:08:34.02	145	0:13:02.41	154			
174	219	WEAMES James		0:07:28.77	214	0:07:11.71	217	0:11:35.87	207	0:01:10.41	240		1:07:30.35	+0:17:00.76
				0:10:06.57	212	0:07:58.69	210	0:08:55.03	157	0:13:03.30	155			
175	253	WELFORD-TUITT Fabian		0:07:16.33	192	0:06:55.93	191	0:12:00.91	218	0:01:07.87	195		1:07:35.61	+0:17:06.02
				0:09:26.73	177	0:07:36.74	194	0:09:55.96	193	0:13:15.14	167			
176	297	MAGNEA Clement		0:07:32.00	223	0:06:59.71	195	0:11:12.20	189	0:01:06.59	153		1:08:24.17	+0:17:54.58
				0:09:49.69	198	0:07:27.26	186	0:09:36.63	183	0:14:40.09	193			

EWS Montagnes du Caroux







Olargues, France
May 12 - 13, 2018






RESULTS OVERALL

Pos	Plate	Name Team	Nat EWS number	Stage 1 Stage 5	Pos	Stage 2 Stage 6	Pos	Stage 3 Stage 7	Pos	Stage 4 Stage 8	Pos	Penalties	Time	Gap
MEN														
177	184	CHAUFFIN Xavier	 FRA.1986.22061	0:07:29.51	217	0:07:14.12	222	0:11:27.42	194	0:01:05.87	138		1:08:37.43	+0:18:07.84
				0:09:33.56	186	0:07:18.68	174	0:09:26.19	176	0:15:02.08	197			
178	291	SEGURA Mathieu		0:07:36.54	228	0:07:28.31	244	0:11:48.68	211	0:01:07.58	189		1:08:42.89	+0:18:13.30
				0:09:38.07	190	0:07:37.69	196	0:09:27.34	179	0:13:58.68	183			
179	164	STEFANSSON Jonas	 ISL.1988.22287	0:07:50.60	248	0:07:20.27	230	0:11:34.74	205	0:01:07.21	177		1:08:52.84	+0:18:23.25
				0:10:06.08	210	0:07:55.47	208	0:09:42.94	185	0:13:15.53	168			
180	212	LUNEL Pierre		0:07:21.09	202	0:06:47.12	173	0:12:10.28	226	0:01:05.15	116		1:09:03.54	+0:18:33.95
				0:10:44.40	227	0:07:33.16	192	0:10:08.37	200	0:13:13.97	165			
181	351	GIUNTI Philippe		0:08:12.89	266	0:07:22.64	234	0:12:55.90	240	0:01:05.33	121		1:09:25.91	+0:18:56.32
				0:09:45.81	194	0:07:28.97	189	0:09:19.95	174	0:13:14.42	166			
182	323	TRACEY Joe		0:07:43.59	238	0:07:27.32	240	0:12:09.41	223	0:01:03.90	76		1:09:28.14	+0:18:58.55
				0:09:43.27	193	0:07:30.16	191	0:10:06.21	199	0:13:44.28	180			
183	288	BATUT David		0:07:32.54	224	0:07:25.06	237	0:12:27.21	231	0:01:09.38	219		1:09:30.15	+0:19:00.56
				0:10:24.67	220	0:08:10.24	217	0:08:55.97	159	0:13:25.08	177			
184	261	HAZAEAL Alex		0:07:39.54	233	0:07:26.90	239	0:11:47.14	209	0:01:04.93	108		1:09:33.23	+0:19:03.64
				0:09:28.96	182	0:07:21.21	178	0:10:02.21	195	0:14:42.34	195			
185	333	LE ROUX Jaco		0:07:41.57	234	0:07:14.91	225	0:11:29.38	196	0:01:04.42	95		1:09:48.78	+0:19:19.19
				0:09:51.75	202	0:07:47.53	203	0:10:01.77	194	0:14:37.45	192			
186	173	GOULD Jordan	 GBR.1985.22017	0:06:59.26	156	0:06:38.25	146	0:11:06.56	186	0:01:09.97	234	0:05:00.00	1:10:10.79	+0:19:41.20
				0:08:59.47	157	0:07:21.70	180	0:10:13.30	204	0:12:42.28	146			
187	311	MATTER Marco		0:08:02.17	257	0:07:39.64	252	0:12:01.08	219	0:01:08.99	212		1:10:20.29	+0:19:50.70
				0:10:14.06	217	0:08:15.77	220	0:08:56.09	160	0:14:02.49	184			
188	338	JOHNSON Daniel		0:07:16.37	193	0:06:53.31	186	0:17:37.01	278	0:01:01.79	30		1:10:46.94	+0:20:17.35
				0:09:18.73	172	0:07:19.14	175	0:08:34.66	147	0:12:45.93	147			
189	252	DART James		0:07:27.66	211	0:07:12.07	220	0:11:24.53	193	0:01:05.39	123		1:11:01.84	+0:20:32.25
				0:09:27.23	178	0:07:12.04	169	0:09:30.89	181	0:17:42.03	213			
190	339	PHILLIPS Daniel		0:07:52.17	249	0:08:07.94	271	0:12:00.36	217	0:01:13.63	257		1:11:24.83	+0:20:55.24
				0:10:22.39	218	0:07:46.55	201	0:09:50.34	190	0:14:11.45	187			
191	247	PENA Anthony		0:07:27.89	213	0:07:57.21	264	0:11:35.77	206	0:01:09.65	226	0:01:00.00	1:11:40.42	+0:21:10.83
				0:09:52.21	203	0:07:42.91	198	0:10:14.03	205	0:14:40.75	194			
192	300	CHICO Vincent		0:07:24.01	208	0:07:03.48	205	0:11:34.40	204	0:01:07.26	179	0:02:00.00	1:11:54.85	+0:21:25.26
				0:09:42.71	192	0:07:49.39	204	0:09:43.71	186	0:15:29.89	202			

RESULTS OVERALL

Pos	Plate	Name Team	Nat EWS number	Stage 1 Stage 5	Pos	Stage 2 Stage 6	Pos	Stage 3 Stage 7	Pos	Stage 4 Stage 8	Pos	Penalties	Time	Gap
MEN														
193	334	BIGGAR Daniel		0:07:46.16	244	0:08:08.24	272	0:12:35.90	237	0:01:08.46	205		1:11:56.65	+0:21:27.06
				0:10:07.31	213	0:08:00.67	212	0:09:50.35	191	0:14:19.56	190			
194	335	STAPLE Jesse		0:08:04.15	259	0:07:35.72	247	0:12:26.86	230	0:01:14.90	262		1:12:17.88	+0:21:48.29
				0:10:30.72	223	0:08:37.41	227	0:09:36.20	182	0:14:11.92	188			
195	320	NILSSON Kristofer	 SWE.1983.21560	0:07:49.80	247	0:07:20.16	229	0:11:51.76	213	0:01:06.79	162		1:12:30.81	+0:22:01.22
				0:11:41.50	237	0:08:13.55	218	0:10:18.65	206	0:14:08.60	185			
196	352	DECEZAC Guillaume		0:07:47.80	245	0:08:43.31	284	0:13:27.89	253	0:01:10.23	237		1:12:38.91	+0:22:09.32
				0:09:56.67	206	0:08:07.72	215	0:09:27.33	178	0:13:57.96	182			
197	88	BELLOD Xavier Trek Accous VTT Enduro Team	 FRA.1983.21824	0:07:18.53	197	0:07:10.06	213	0:11:32.25	200	0:01:11.71	250		1:13:27.33	+0:22:57.74
				0:09:53.55	204	0:08:02.21	213	0:13:07.61	220	0:15:11.41	199			
198	289	GROS Axel		0:07:55.94	250	0:07:37.46	248	0:12:29.89	233	0:01:09.44	221		1:14:03.62	+0:23:34.03
				0:10:11.06	215	0:09:02.39	233	0:10:38.75	209	0:14:58.69	196			
199	227	LOPES Luis		0:08:00.06	256	0:08:01.26	267	0:13:18.96	249	0:01:11.11	245		1:14:57.05	+0:24:27.46
				0:11:06.75	229	0:08:02.30	214	0:10:12.84	203	0:15:03.77	198			
200	312	MAKELAINEN Isaac		0:07:33.07	225	0:07:11.32	216	0:11:52.17	214	0:01:09.51	224	0:05:00.00	1:15:03.28	+0:24:33.69
				0:09:29.55	183	0:07:11.68	167	0:10:06.09	198	0:15:29.89	202			
201	310	MARTINS Alvaro		0:07:59.37	254	0:07:37.89	249	0:11:56.66	216	0:01:11.17	246		1:15:19.17	+0:24:49.58
				0:10:26.92	222	0:08:33.50	226	0:13:09.00	221	0:14:24.66	191			
202	271	PARADA Hector		0:07:44.64	241	0:07:20.97	232	0:15:03.83	270	0:01:09.41	220		1:16:01.26	+0:25:31.67
				0:10:48.12	228	0:07:59.21	211	0:10:34.23	208	0:15:20.85	200			
203	327	RUDMAN Dustin	 RSA.1988.21374	0:08:16.26	269	0:07:54.18	263	0:13:13.88	246	0:01:18.64	273		1:16:09.52	+0:25:39.93
				0:10:41.54	226	0:08:24.06	225	0:10:03.62	197	0:16:17.34	209			
204	217	EVANS Darren		0:07:01.28	162	0:12:23.74	293	0:12:58.43	241	0:01:05.78	136	0:06:00.00	1:18:09.60	+0:27:40.01
				0:09:48.72	196	0:07:44.89	200	0:08:07.47	129	0:12:59.29	152			
205	342	CHODYRA Jakub	 POL.1983.22912	0:08:06.04	261	0:07:40.84	253	0:12:16.94	228	0:01:11.47	248	0:05:00.00	1:18:24.76	+0:27:55.17
				0:11:46.80	239	0:08:20.45	222	0:09:53.09	192	0:14:09.13	186			
206	345	COULOMBIER Simon		0:08:04.97	260	0:07:27.60	241	0:12:29.31	232	0:01:13.87	258		1:18:31.27	+0:28:01.68
				0:11:07.08	230	0:08:21.82	223	0:11:26.91	211	0:18:19.71	214			
207	249	CASANO Andy		0:07:35.00	227	0:07:24.65	236	0:13:20.00	251	0:01:07.41	186		1:18:42.05	+0:28:12.46
				0:11:28.45	235	0:08:08.95	216	0:10:11.03	201	0:19:26.56	217			
208	172	WOOD Rhys	 GBR.1995.22758	0:07:23.74	207	0:07:02.96	204	0:24:03.60	287	0:01:08.33	203		1:19:21.79	+0:28:52.20
				0:10:12.95	216	0:07:11.74	168	0:09:09.59	169	0:13:08.88	159			

RESULTS OVERALL

Pos	Plate	Name Team	Nat EWS number	Stage 1 Stage 5	Pos Pos	Stage 2 Stage 6	Pos Pos	Stage 3 Stage 7	Pos Pos	Stage 4 Stage 8	Pos Pos	Penalties	Time	Gap
MEN														
209	309	GRUBER Markus		0:09:26.50	287	0:08:28.77	278	0:12:54.96	239	0:01:15.82	265		1:20:22.12	+0:29:52.53
				0:11:45.62	238	0:09:19.89	238	0:11:28.29	213	0:15:42.27	207			
210	346	LEGENTIL Ugo		0:08:59.05	284	0:08:12.24	274	0:13:55.63	257	0:01:14.77	260		1:20:41.97	+0:30:12.38
				0:11:57.79	240	0:08:50.18	228	0:12:08.28	217	0:15:24.03	201			
211	251	RAGEOT Remi		0:08:17.35	270	0:07:44.84	256	0:13:35.76	254	0:01:13.24	255		1:22:58.57	+0:32:28.98
				0:11:23.11	234	0:08:52.26	230	0:11:27.96	212	0:20:24.05	222			
212	254	DOBSON Joe		0:09:13.91	286	0:07:59.54	266	0:13:09.15	243	0:01:15.08	263		1:23:49.46	+0:33:19.87
				0:11:34.17	236	0:09:03.14	234	0:11:32.25	214	0:20:02.22	221			
213	329	ALEXANDER Patrick		0:08:28.81	275	0:07:58.70	265	0:13:44.59	256	0:01:14.87	261		1:25:27.23	+0:34:57.64
				0:12:31.25	245	0:09:28.74	239	0:13:32.35	223	0:18:27.92	215			
214	298	CHADELAS Mathieu		0:08:10.49	263	0:08:37.69	281	0:14:59.09	267	0:01:12.62	254	0:01:00.00	1:25:30.82	+0:35:01.23
				0:12:15.90	242	0:08:59.85	232	0:11:08.53	210	0:19:06.65	216			
215	326	ROBERTON Alexander		0:09:58.69	291	0:08:26.36	276	0:15:00.94	269	0:01:11.79	252		1:25:55.16	+0:35:25.57
				0:14:56.30	253	0:08:51.37	229	0:11:48.72	216	0:15:40.99	206			
216	240	ROMAND Yvan		0:08:40.83	279	0:08:43.41	286	0:14:58.82	266	0:01:14.47	259		1:26:00.25	+0:35:30.66
				0:12:30.21	244	0:10:05.07	245	0:12:20.31	218	0:17:27.13	211			
217	183	FRITSCH Matthieu		0:08:19.04	271	0:08:01.62	268	0:13:39.54	255	0:01:15.82	265		1:28:10.63	+0:37:41.04
			FRA.1984.21502	0:14:25.13	250	0:12:12.57	248	0:12:36.24	219	0:17:40.67	212			
218	257	GUIZZARDI Enrico		0:11:51.26	296	0:07:45.22	257	0:21:50.10	285	0:01:24.23	280		1:29:27.44	+0:38:57.85
				0:12:22.85	243	0:08:23.39	224	0:10:19.43	207	0:15:30.96	204			
219	347	MESLIER Laurentin		0:08:37.64	278	0:07:46.45	258	0:14:19.46	264	0:01:09.96	233		1:31:48.93	+0:41:19.34
				0:14:45.95	252	0:09:50.31	241	0:13:50.28	224	0:21:28.88	223			
220	286	BRUGUERA Victor		0:08:29.27	276	0:08:30.26	279	0:16:07.77	276	0:01:18.87	275	0:05:00.00	1:32:57.22	+0:42:27.63
				0:12:14.41	241	0:10:02.14	242	0:11:42.79	215	0:19:31.71	218			
221	274	PRIETO Jorge		0:09:37.13	288	0:08:45.28	287	0:15:58.03	275	0:01:20.79	277	0:01:00.00	1:35:31.59	+0:45:02.00
				0:15:20.79	254	0:10:11.73	246	0:13:25.19	222	0:19:52.65	220			
222	340	SARIOGLOU Orlando		0:09:05.33	285	0:07:42.63	254	0:14:06.09	260	0:01:24.76	281	0:11:00.00	1:42:45.02	+0:52:15.43
				0:14:40.40	251	0:10:44.28	247	0:14:27.19	225	0:19:34.34	219			
223	344	YAP Christian		0:09:40.48	289	0:09:28.94	289	0:19:50.97	284	0:01:37.66	285	0:10:00.00	1:53:02.33	+1:02:32.74
				0:13:06.20	247	0:10:04.20	243	0:16:38.18	226	0:22:35.70	224			
224	131	PUTZENLECHNER Leonhard		0:06:40.31	88	0:06:17.49	73	0:09:49.64	79	0:01:04.52	97		2:07:48.78	+1:17:19.19
			GER.1993.22199	0:07:58.20	79	0:06:15.28	84	0:08:00.80	122	1:21:42.54	227			

RESULTS OVERALL

Pos	Plate	Name Team	Nat EWS number	Stage 1 Stage 5	Pos	Stage 2 Stage 6	Pos	Stage 3 Stage 7	Pos	Stage 4 Stage 8	Pos	Penalties	Time	Gap
MEN														
225	343	TOERSCHÉ Robert		0:10:51.31	295	0:10:06.18	291	0:18:49.93	282	0:01:55.15	286	0:05:00.00	2:10:54.03	+1:20:24.44
				0:17:15.47	255	0:14:41.17	251	0:21:16.06	227	0:30:58.76	226			
226	259	DZUREK Juraj	SLK	0:10:48.65	294	0:10:00.42	290	0:17:58.45	279	0:01:22.46	278	0:05:00.00	2:21:35.14	+1:31:05.55
				0:20:03.30	257	0:13:09.99	249	0:40:34.41	228	0:22:37.46	225			
DNF	146	CASAL VALLS Guillem	 AND.1995.22127	0:06:51.09	134	0:06:35.03	138	0:10:27.14	143	0:01:01.52	25			
						0:06:31.93	119	0:07:38.08	97	0:11:26.30	101			
DNF	272	SUAREZ COLOMO Nacho		0:07:44.02	240	0:07:21.92	233	0:12:30.05	234	0:01:07.93	197			
				0:10:22.91	219	0:07:52.05	207							
DNF	280	ZENNER Alexandre		0:07:17.72	195	0:06:51.10	182	0:10:56.82	180	0:01:06.63	155			
				0:09:55.43	205	0:07:11.57	166	0:09:48.38	189					
DNF	15	GALY Theo SUNN	 FRA.1990.21691	0:06:11.18	11	0:06:37.03	143	0:09:39.51	57	0:01:05.24	119			
				0:07:25.19	21	0:05:48.76	23							
DNF	119	RUFFRAY Mathieu	 FRA.1997.22634	0:07:30.21	218	0:30:24.63	294	0:11:29.25	195					
				0:07:38.75	47	0:05:52.77	36							
DNF	17	OSBORNE Marco Cannondale	 USA.1992.21762	0:06:19.83	20	0:06:03.74	22	0:09:25.42	26	0:01:04.17	87			
				0:07:26.23	22	0:05:56.41	41							
DNF	68	BRETAS Andre	 BRA.1987.21622	0:06:23.81	35	0:06:09.88	51	0:09:46.25	73	0:01:18.43	272	0:05:00.00		
				0:07:46.50	58	0:05:57.24	44							
DNF	133	MYSIK Milan	 CZE.1993.22051	0:06:45.55	118	0:06:26.37	109	0:09:46.21	72	0:01:04.30	90			
				0:08:09.33	100	0:06:17.48	91							
DNF	179	PLANCKART Martin	 FRA.1995.21541	0:07:20.97	201	0:06:50.31	180	0:10:23.31	132	0:01:04.32	92			
				0:09:04.09	163	0:06:30.19	115							
DNF	155	FELDMANN Bjorn	 GER.1997.23044	0:07:00.40	158	0:06:38.61	147	0:10:45.13	160	0:01:04.74	106			
				0:08:59.05	156	0:06:33.07	122							
DNF	71	MAY Ludovic	 SUI.1989.21971	0:06:35.36	76	0:06:18.86	79	0:18:48.91	281	0:01:07.49	188			
				0:08:25.31	122	0:06:37.09	126							
DNF	206	PREUDHOMME Dorian		0:06:57.50	150	0:06:25.24	103	0:12:42.78	238	0:01:01.73	28			
				0:09:28.10	179	0:06:47.61	139							
DNF	224	GARCIA VIDAL Jorge		0:06:45.04	114	0:06:20.65	84	0:10:21.98	129	0:01:01.37	23			
				0:09:02.09	160	0:06:54.41	149							
DNF	161	HASTERT Daniel	 GER.1989.23466	0:07:05.58	170	0:07:05.84	207	0:11:32.39	201	0:01:05.05	112			
				0:09:25.64	176	0:07:21.52	179							

EWS Montagnes du Caroux

















Olargues, France
May 12 - 13, 2018



RESULTS OVERALL

Pos	Plate	Name Team	Nat EWS number	Stage 1 Stage 5	Pos	Stage 2 Stage 6	Pos	Stage 3 Stage 7	Pos	Stage 4 Stage 8	Pos	Penalties	Time	Gap
MEN														
DNF	158	HANEL Matthias	 GER.1996.23046	0:07:07.89	175	0:06:50.45	181	0:10:26.01	139	0:01:03.77	73			
				0:09:51.11	200	0:07:25.13	185							
DNF	73	EWALD Henry	 GER.1982.22847	0:07:08.36	176	0:06:33.45	132	0:10:31.24	146	0:01:07.46	187			
				0:09:08.36	164	0:07:41.46	197							
DNF	248	MILLET Nicolas		0:07:18.89	198	0:06:46.12	170	0:10:51.28	169	0:01:02.84	56			
				0:09:02.50	161	0:07:44.52	199							
DNF	267	LLAGOSTERA CARLES Marc		0:07:24.63	209	0:07:08.28	211	0:10:55.26	177	0:01:08.70	209			
				0:10:06.55	211	0:07:57.44	209							
DNF	160	WALKER Peter	 GER.1994.21606	0:07:30.59	220	0:07:02.86	203	0:12:02.46	220	0:01:06.37	148			
				0:09:30.77	185	0:08:19.92	221							
DNF	265	VILLA GARCIA Alberto		0:07:58.35	253	0:07:26.37	238	0:12:34.93	236	0:01:09.88	229			
				0:11:12.27	232	0:08:57.78	231							
DNF	81	RAVANEL Cedric Commencal Vallnord Enduro Racing Team	 FRA.1978.21894	0:06:26.16	45	0:06:12.06	58	0:09:42.96	68	0:01:08.04	198			
				0:07:35.05	42	0:09:08.99	235							
DNF	325	BROWN Ethan	 GBR.1994.22764	0:08:27.59	273	0:07:39.56	251	0:13:24.86	252	0:01:10.22	236			
				0:13:19.52	248	0:09:09.51	236							
DNF	154	NEGRO Claudio	 SUI.1985.22754	0:07:23.43	204	0:07:00.95	199	0:10:52.13	170	0:01:04.56	100			
				0:10:36.00	224	0:09:29.57	240							
DNF	301	PERARD Louis		0:08:54.29	283	0:08:43.39	285	0:15:39.97	273	0:01:26.84	282			
				0:14:20.03	249	0:10:04.57	244							
DNF	328	ALEXANDER Robert		0:09:50.90	290	0:10:48.74	292	0:18:52.26	283	0:01:27.62	283			
				0:25:31.70	258	0:13:55.17	250							
DNF	65	PAYNE Richard	 GBR.1985.22650	0:06:58.37	153	0:06:40.32	156	0:10:16.93	124	0:01:08.71	210			
				0:08:27.10	124	0:18:09.02	252							
DNF	16	CURE Alexandre Miranda Racing Team	 FRA.1993.21675	0:06:20.07	21	0:06:06.82	38	0:09:28.14	32	0:01:02.62	52			
				0:08:48.01	150									
DNF	124	HEBERT Ambroise	 FRA.1993.21934	0:07:00.12	157	0:06:31.27	127	0:10:25.46	138	0:01:03.59	69			
				0:10:01.14	209									
DNF	143	POLETTI Stefano	 ITA.1992.22633	0:07:06.81	173	0:06:54.25	188	0:10:52.83	172	0:01:06.15	144			
				0:10:08.93	214									
DNF	279	MARTEL Brice		0:07:56.23	251	0:07:32.50	245	0:13:01.13	242	0:01:10.32	238			
				0:11:07.78	231									

RESULTS OVERALL












Pos	Plate	Name Team	Nat EWS number	Stage 1 Stage 5	Pos Pos	Stage 2 Stage 6	Pos Pos	Stage 3 Stage 7	Pos Pos	Stage 4 Stage 8	Pos Pos	Penalties	Time	Gap
MEN														
DNF	273	PEREZ KINDELAN Ignacio		0:07:56.48	252	0:07:32.66	246	0:12:10.00	225	0:01:08.35	204			
				0:11:16.12	233									
DNF	331	PREEZ Hercules		0:08:28.56	274	0:08:41.80	282	0:15:23.46	272	0:01:11.05	243			
				0:12:36.91	246									
DNF	332	ROOD Du-Wayne		0:22:23.36	298	0:07:19.63	228	0:13:18.62	248	0:01:12.01	253			
				0:17:42.72	256									
DNF	171	COOK Kevin	 GBR.1984.21360	0:07:30.63	221	0:07:48.08	260	0:11:21.00	192	0:01:07.80	194			
				0:38:19.91	259									
DNF	210	BRUDER Lucas		0:07:17.46	194	0:06:27.71	114	0:10:32.66	149	0:01:01.74	29			
DNF	266	GARCIA Bernat		0:07:12.68	186	0:06:47.67	174	0:11:05.93	185	0:01:03.81	74			
DNF	24	JOHANSEN Zakarias Blom Cube Action Team	 NOR.1992.21863	0:06:23.08	32	0:06:04.77	28	0:09:40.75	59	0:01:04.57	102			
DNF	350	LE DROGOFF Damien		0:10:10.97	293	0:07:27.61	242	0:11:55.90	215	0:01:04.98	109			
DNF	36	WOLFE Daniel	 IRL.1988.22250	0:06:36.59	78	0:06:12.49	59	0:10:00.97	108	0:01:06.20	145			
DNF	243	ROETHINGER Gilles		0:07:22.12	203	0:07:11.73	218	0:12:30.87	235	0:01:06.29	146			
DNF	114	BUISAN Geoffrey	 FRA.1994.23465	0:07:59.92	255			0:09:52.57	89	0:01:06.57	152			
DNF	90	FRANCOGLIO Ulysse Chamrousse URGE bp Enduro Team	 FRA.1990.21874	0:07:05.42	169	0:06:34.30	135	0:10:48.89	165	0:01:06.86	164			
DNF	232	MOESLE Niklaus		0:07:39.08	231	0:07:05.95	208	0:11:29.52	197	0:01:07.30	181			
DNF	136	VAN DER PLOEG Paul	 AUS.1989.22304	0:07:02.39	165	0:06:38.80	149	0:11:33.19	202	0:01:07.61	190			
DNF	237	GIRAUD Julien		0:07:44.96	242	0:07:24.42	235	0:15:14.39	271	0:01:07.62	192			
DNF	112	ARNAUD Quentin	 FRA.1994.22628	0:06:48.13	124	0:07:04.61	206			0:01:08.29	202			

EWS Montagnes du Caroux

Olargues, France
May 12 - 13, 2018



RESULTS OVERALL

Pos	Plate	Name Team	Nat EWS number	Stage 1 Stage 5	Pos	Stage 2 Stage 6	Pos	Stage 3 Stage 7	Pos	Stage 4 Stage 8	Pos	Penalties	Time	Gap
MEN														
DNF	269	GUERRA CASTRO Jose Maria		0:07:43.61	239	0:08:03.76	269	0:13:15.95	247	0:01:08.63	208			
DNF	99	PERSAK Vid	 SLO.1996.22810	0:06:32.14	63	0:06:06.73	37	0:28:23.84	288	0:01:09.03	213			
DNF	293	THOUY Benjamin		0:07:38.09	230	0:07:38.15	250	0:13:09.29	244	0:01:09.76	228			
DNF	231	STEINBACH Tobias		0:08:12.89	266	0:08:05.89	270	0:12:24.64	229	0:01:09.94	230			
DNF	307	BREUER Jens		0:08:11.61	265	0:07:43.07	255	0:14:11.64	262	0:01:11.09	244			
DNF	321	GUSTAVSSON Daniel		0:08:08.72	262	0:07:28.07	243	0:14:12.12	263	0:01:11.78	251			
DNF	233	POGGEL Jan Christopher		0:08:51.24	282	0:08:27.64	277	0:16:28.31	277	0:01:15.58	264			
DNF	275	VILLARINO DEL POZO Oscar		0:08:26.97	272	0:08:42.45	283	0:15:00.86	268	0:01:15.84	267			
DNF	103	WILLIAMS Robert	 GBR.1990.22515	0:06:41.71	96	0:06:23.68	96	0:13:58.58	258	0:01:16.20	268			
DNF	302	FLEISSNER Marco		0:08:42.71	280	0:08:11.19	273	0:14:09.08	261	0:01:16.71	269			
DNF	244	LOETSCHER Matthieu		0:08:15.89	268	0:07:50.52	261	0:14:02.99	259	0:01:16.81	270			
DNF	308	SCHLEICHER Christian		0:08:33.78	277	0:07:51.52	262	0:14:22.73	265	0:01:18.18	271			
DNF	229	MAKOSCH Oliver		0:08:11.51	264	0:07:47.92	259	0:13:19.73	250	0:01:18.66	274			
DNF	276	FUEYO Carlos		0:10:01.33	292	0:09:27.04	288	0:18:31.63	280	0:01:23.82	279			
DNF	315	VAN DER VEEN Jake	 GBR.1994.21342	0:08:51.09	281	0:08:16.89	275	0:15:41.59	274	0:01:30.84	284			
DNF	106	OGET Ludovic	 FRA.1993.22561	0:06:36.69	79	0:06:07.91	44	0:09:37.20	51					

EWS Montagnes du Caroux




Olargues, France
May 12 - 13, 2018



RESULTS OVERALL

Pos	Plate	Name Team	Nat EWS number	Stage 1 Stage 5	Pos Pos	Stage 2 Stage 6	Pos Pos	Stage 3 Stage 7	Pos Pos	Stage 4 Stage 8	Pos Pos	Penalties	Time	Gap
MEN														
DNF	110	LALY Thibault	 FRA.1997.21928	0:06:39.10	84	0:06:26.95	111	0:22:20.70	286					
DNF	102	FLOCKHART Sam	 GBR.1993.22357	0:06:27.53	52	0:06:10.64	55							
DNF	47	TONDIN Dennis	 ITA.1988.22021	0:06:31.72	62	0:06:25.95	106							
DNF	101	SCHEMMEL Daniel	 AUT.1997.22809	0:06:48.13	124	0:06:32.59	129							
DNF	295	ARDITTI Gilles	 FRA.1997.22809	0:22:02.49	297	0:06:46.18	171							
DNF	242	DELIASSUS David	 FRA.1997.22809	0:07:46.05	243	0:07:00.11	196							
DNF	92	ALLEMANN Remy Norco Enduro Racing Team	 SUI.1990.21671	0:07:11.38	182	0:07:20.90	231							
DNF	12	MELAMED Jesse Rocky Mountain/Race Face Enduro Team	 CAN.1992.21596	0:06:05.40	2									
DNF	170	BURRILL Aidan	 GBR.1983.22815	0:07:28.98	215									
DNF	230	KRAWAZYK Emilien	 FRA.1997.22809	0:08:02.36	258									
DNF	303	PAULUS Lucas	 GER.1997.22809											
DSQ	294	ALLEGRA Nicolas	 FRA.1997.22809	0:07:47.62		0:07:46.99		0:12:31.52		0:01:09.37				
DNS	226	ALVES Joel	 POR.1997.22809											
DNS	336	SELLORS Philip	 GBR.1997.22809											
DNS	256	HELMUTH Ryan	 USA.1997.22809											
DNS	319	CLAYTON Ben	 GBR.1997.22809											

RESULTS OVERALL

Pos	Plate	Name Team	Nat EWS number	Stage 1 Stage 5	Pos Pos	Stage 2 Stage 6	Pos Pos	Stage 3 Stage 7	Pos Pos	Stage 4 Stage 8	Pos Pos	Penalties	Time	Gap
MEN														
DNS	305	FRANKE Niklas												
DNS	260	ANDREO GARCIA Jose Miguel												
DNS	98	RAIMONDI Matteo	 ITA.1995.22277											
MEN Master 40+														
1	832	MISSER Tomi		<u>0:06:34.12</u>	1	<u>0:06:16.27</u>	1	<u>0:09:29.98</u>	1	<u>0:00:58.19</u>	1		0:56:42.43	
2	804	WEST Mike	 USA.1974.23022	0:06:37.53	2	0:06:18.95	2	0:07:47.63	4	0:10:59.70	2	0:01:30.00	0:58:52.02	+0:02:09.59
3	805	BARCONS Carles	 ESP.1970.22454	0:06:52.85	5	0:06:28.82	4	0:09:58.60	4	0:01:01.56	3		0:59:05.80	+0:02:23.37
4	801	AMOUR Karim Miranda Racing Team	 FRA.1975.21696	0:06:37.88	3	0:06:24.57	3	0:13:00.19	32	0:01:00.16	2		0:59:49.22	+0:03:06.79
5	802	BRODERICK Michael	 USA.1973.22376	0:06:49.97	4	0:06:30.25	5	0:09:52.21	3	0:01:01.87	4		1:00:31.62	+0:03:49.19
6	806	GREENWOOD Dan	 GBR.1975.22552	0:07:03.51	6	0:06:41.49	7	0:10:24.20	6	0:01:06.08	17		1:01:01.13	+0:04:18.70
7	831	DOZE Gilles		0:07:22.90	13	0:07:03.41	15	0:10:55.07	10	0:01:04.42	12		1:02:32.05	+0:05:49.62
8	841	MEUNIER Laurent		0:07:29.49	19	0:06:45.03	8	0:10:15.06	5	0:01:04.33	11		1:02:35.97	+0:05:53.54
9	849	PICARD Jean-Marc		0:07:28.91	17	0:07:08.65	17	0:10:48.97	8	0:01:04.26	10		1:03:47.88	+0:07:05.45
10	803	CIZINSKY Milan	 CZE.1974.22018	0:07:04.02	7	0:06:45.50	9	0:10:57.02	11	0:01:03.63	8		1:04:14.05	+0:07:31.62
11	823	THEODORSSON Runar	 ISL.1974.22350	0:07:34.21	23	0:07:15.04	21	0:11:34.53	21	0:01:03.69	9		1:06:19.36	+0:09:36.93
12	807	MCNEIL John	 GBR.1969.21394	0:07:30.95	20	0:07:07.64	16	0:11:25.10	16	0:01:08.09	24		1:06:19.45	+0:09:37.02

EWS Montagnes du Caroux

Olargues, France
May 12 - 13, 2018



RESULTS OVERALL

Pos	Plate	Name Team	Nat EWS number	Stage 1 Stage 5	Pos	Stage 2 Stage 6	Pos	Stage 3 Stage 7	Pos	Stage 4 Stage 8	Pos	Penalties	Time	Gap
MEN Master 40+														
13	838	ROCA CANALS Xavi		0:07:41.00	26	0:07:40.53	29	0:11:29.83	19	0:01:05.21	13		1:07:40.32	+0:10:57.89
				0:10:06.50	18	0:07:30.90	12	0:08:51.16	12	0:13:15.19	11			
14	815	VOLET Fabien		0:07:21.31	12	0:06:53.28	11	0:10:52.38	9	0:01:05.41	15	0:01:00.00	1:07:54.99	+0:11:12.56
			FRA.1977.23492	0:09:29.69	12	0:07:22.49	11	0:10:02.50	19	0:13:47.93	15			
15	811	CLAVERIE Alexandre Trek Accous VTT Enduro Team		0:07:33.08	22	0:07:13.95	20	0:11:25.40	17	0:01:06.80	19		1:08:29.38	+0:11:46.95
			FRA.1978.21796	0:09:42.59	14	0:07:42.15	15	0:09:12.28	13	0:14:33.13	19			
16	835	AGUET Stephane		0:07:28.95	18	0:06:59.91	14	0:11:25.04	15	0:01:03.01	7		1:08:33.47	+0:11:51.04
				0:09:51.93	17	0:07:47.77	16	0:09:36.68	15	0:14:20.18	18			
17	809	CLARKE Brendan		0:07:26.01	15	0:06:57.02	13	0:12:03.97	24	0:01:06.49	18		1:09:32.34	+0:12:49.91
			NZL.1975.22288	0:10:22.23	20	0:07:33.19	14	0:09:58.34	18	0:14:05.09	16			
18	846	ZINS Gregory		0:07:33.00	21	0:07:24.44	24	0:11:40.35	22	0:01:07.86	23		1:10:14.49	+0:13:32.06
				0:10:19.17	19	0:08:01.85	20	0:10:26.90	21	0:13:40.92	13			
19	808	PIRES Armando		0:07:52.94	30	0:07:27.50	26	0:11:22.97	14	0:01:09.54	28		1:11:45.31	+0:15:02.88
			BRA.1974.22344	0:11:24.43	24	0:07:59.37	19	0:09:49.72	17	0:14:38.84	20			
20	848	CONDAMINES Jacques		0:08:04.53	33	0:07:32.94	27	0:11:33.71	20	0:01:08.83	26		1:13:12.47	+0:16:30.04
				0:12:16.22	26	0:08:38.24	22	0:09:44.51	16	0:14:13.49	17			
21	813	MELINAND Frederic Trek Accous VTT Enduro Team		0:07:28.73	16	0:07:16.30	22	0:11:21.03	13	0:01:12.23	31		1:13:52.66	+0:17:10.23
			FRA.1969.21811	0:10:50.62	22	0:08:35.72	21	0:10:12.55	20	0:16:55.48	21			
22	826	ADOLPHSON Odin		0:07:41.11	27	0:07:11.61	19	0:11:29.00	18	0:01:07.73	22		1:16:01.78	+0:19:19.35
			USA.1975.22332	0:11:01.79	23	0:08:46.10	24	0:11:32.23	23	0:17:12.21	22			
23	818	MARTINEZ Frederic		0:07:44.15	28	0:07:42.30	30	0:12:22.02	26	0:01:12.78	32	0:01:00.00	1:19:38.10	+0:22:55.67
			FRA.1967.22753	0:10:41.73	21	0:08:52.13	26	0:12:48.96	26	0:17:14.03	23			
24	814	OFFREDI Yannick		0:08:22.76	36	0:07:50.70	34	0:12:51.09	31	0:01:18.52	38		1:21:38.42	+0:24:55.99
			FRA.1978.22824	0:12:11.12	25	0:09:31.03	28	0:11:07.18	22	0:18:26.02	25			
25	845	HEDREUX Gilles		0:08:36.87	41	0:08:09.70	37	0:14:00.93	35	0:01:30.58	44		1:26:24.22	+0:29:41.79
				0:12:32.90	28	0:09:26.51	27	0:14:01.22	29	0:18:05.51	24			
26	855	CURRIE Ewan		0:08:57.30	44	0:08:50.14	42	0:14:13.30	36	0:01:16.09	36		1:27:43.33	+0:31:00.90
				0:12:19.58	27	0:10:11.77	32	0:12:54.02	27	0:19:01.13	26			
27	851	GAILLARD Christophe		0:09:16.91	46	0:08:33.35	41	0:14:51.55	41	0:01:23.09	42	0:01:00.00	1:30:00.40	+0:33:17.97
				0:12:38.09	29	0:10:10.22	31	0:12:44.94	25	0:19:22.25	28			
28	844	BAUMGARTNER Peter		0:09:06.28	45	0:09:02.27	44	0:14:19.54	37	0:01:14.82	33		1:30:40.15	+0:33:57.72
				0:14:11.52	33	0:10:24.42	33	0:13:11.28	28	0:19:10.02	27			

RESULTS OVERALL

Pos	Plate	Name Team	Nat EWS number	Stage 1 Stage 5	Pos	Stage 2 Stage 6	Pos	Stage 3 Stage 7	Pos	Stage 4 Stage 8	Pos	Penalties	Time	Gap
MEN Master 40+														
29	839	BLAZQUEZ Jorge		0:09:24.75	47	0:09:01.73	43	0:15:25.67	42	0:01:35.07	45		1:32:02.16	+0:35:19.73
				0:13:38.27	32	0:10:04.01	30	0:12:10.56	24	0:20:42.10	30			
30	842	CHARRON Francois		0:09:57.17	48	0:09:43.81	47	0:16:53.05	43	0:01:25.65	43		1:44:36.41	+0:47:53.98
				0:15:51.17	35	0:10:58.69	34	0:15:20.15	30	0:24:26.72	31			
31	854	JUEL NIELSEN Carl Christian		0:25:15.06	50	0:08:21.31	38	0:14:39.75	40	0:01:19.60	39	0:01:00.00	1:55:05.71	+0:58:23.28
				0:15:34.11	34	0:11:52.09	35	0:16:39.78	31	0:20:24.01	29			
DNF	812	LEFEBVRE Thomas Trek Accous VTT Enduro Team	 FRA.1978.21822	0:07:52.60	29	0:07:26.56	25	0:11:46.74	23	0:01:09.01	27			
				0:09:43.42	15	0:07:51.69	17							
DNF	837	NAJLES Mariano		0:07:59.44	31	0:07:34.48	28	0:13:11.69	33	0:01:11.07	30			
				0:13:27.08	31	0:08:46.02	23							
DNF	852	DAUMAS Eric		0:08:23.92	37	0:07:44.50	31	0:14:20.64	38	0:01:07.06	20	0:01:00.00		
				0:18:59.40	36	0:08:50.68	25							
DNF	847	HENRY Jerome		0:08:28.89	38	0:08:25.36	39	0:14:34.10	39	0:01:22.33	41			
				0:12:38.86	30	0:10:02.94	29							
DNF	810	ATIENZA CHISBERT Antonio	 ESP.1978.22897	0:07:07.14	8	0:06:47.26	10	0:10:35.96	7	0:01:02.97	6			
				0:09:44.17	16									
DNF	825	VAN OOST Pavel	 BEL.1978.22041	0:07:08.31	9	0:06:32.81	6	0:19:44.84	45	0:01:05.26	14			
DNF	833	SUDUPE Mikel		0:07:40.90	25	0:07:22.50	23	0:12:04.26	25	0:01:05.41	15			
DNF	824	PAJMA Martin	 CZE.1977.22282	0:07:25.55	14	0:06:56.29	12	0:11:03.40	12	0:01:07.60	21			
DNF	819	BUIL Alexandre	 FRA.1970.21904	0:07:15.14	11	0:07:11.08	18	0:12:24.53	27	0:01:08.71	25			
DNF	856	MAKELAINEN Tony		0:08:38.99	42	0:08:01.00	35	0:13:48.82	34	0:01:10.04	29			
DNF	822	ZORTEA Carlo	 ITA.1965.22064	0:08:12.11	34	0:07:46.84	33	0:12:24.79	28	0:01:15.02	34			
DNF	827	HUGHES David	 IRL.1971.21814	0:08:31.59	40	0:07:44.85	32	0:12:50.73	30	0:01:15.55	35			
DNF	829	MCNAB Chris	 AUS.1972.21585	0:08:39.78	43	0:08:27.44	40	0:21:51.76	46	0:01:17.71	37			

RESULTS OVERALL

Pos	Plate	Name Team	Nat EWS number	Stage 1 Stage 5	Pos	Stage 2 Stage 6	Pos	Stage 3 Stage 7	Pos	Stage 4 Stage 8	Pos	Penalties	Time	Gap
MEN Master 40+														
DNF	843	CASAMATTA Dominique		0:10:14.00	49	0:09:38.06	45	0:18:38.23	44	0:01:21.93	40			
DNF	820	ROUYRE Michel	 FRA.1963.21905	0:08:19.17	35	0:08:06.17	36	0:12:48.38	29					
DNF	850	PHILIPPE Michel		0:07:11.06	10	0:09:42.39	46							
DNF	834	SALVADOR ABELLA Josep Maria		0:07:39.93	24	0:48:35.72	48							
DNF	816	LAVAL Bruno	 FRA.1974.23377	0:08:04.47	32									
DNF	821	PARENZI Massimo	 ITA.1970.22062	0:08:29.78	39									
DNS	828	JAMES Simon	 GBR.1970.23464											
DNS	853	KETELS Guy												
DNS	817	PERRENOUD Laurent	 FRA.1972.22998											
MEN Under 21														
1	501	NASON Duncan Yeti / Fox Shock Factory Race Team	 USA.1999.21709	0:06:25.49 0:07:41.53	2	0:06:15.65 0:05:57.98	6	<u>0:09:14.44</u> 0:06:56.62	<u>1</u>	0:01:00.16 0:10:28.93	6		0:54:00.80	
2	502	HEAP Elliott Chain Reaction Cycles Mavic	 GBR.1998.21783	<u>0:06:24.08</u> 0:08:19.23	<u>1</u>	<u>0:06:05.81</u> <u>0:05:55.39</u>	<u>1</u>	0:09:15.08 <u>0:06:48.53</u>	2	0:00:59.99 <u>0:10:26.00</u>	4		0:54:14.11	+0:00:13.31
3	504	BAUD Elliott	 FRA.1998.22053	0:06:27.70 <u>0:07:39.40</u>	3	0:06:12.83 <u>0:05:55.62</u>	4	0:09:28.51 0:06:53.52	4	<u>0:00:58.91</u> 0:10:51.60	<u>1</u>		0:54:28.09	+0:00:27.29
4	503	SECONDI Nathan	 FRA.1999.22133	0:06:34.72 0:07:56.64	9	0:06:21.84 0:06:02.70	11	0:09:39.37 0:07:08.42	7	0:01:00.95 0:10:36.68	11		0:55:21.32	+0:01:20.52
5	505	LUCAS Cole Cube Action Team	 NZL.1998.23013	0:06:45.85 0:07:52.65	16	0:06:11.44 0:06:07.92	3	0:09:38.63 0:07:11.10	6	0:01:02.51 0:10:46.13	25		0:55:36.23	+0:01:35.43
6	522	CAMBOS Albin	 FRA.1999.22849	0:06:35.80 0:07:44.46	10	0:06:44.14 0:05:57.52	30	0:09:41.22 0:07:11.51	8	0:00:59.32 0:10:46.11	2		0:55:40.08	+0:01:39.28

EWS Montagnes du Caroux

Olargues, France
May 12 - 13, 2018



RESULTS OVERALL



Pos	Plate	Name Team	Nat EWS number	Stage 1 Stage 5	Pos Pos	Stage 2 Stage 6	Pos Pos	Stage 3 Stage 7	Pos Pos	Stage 4 Stage 8	Pos Pos	Penalties	Time	Gap
MEN Under 21														
7	524	JEANDEL Louis	 FRA.1998.22140	0:06:33.82 0:07:58.96	8 13	0:06:17.35 0:06:02.51	7 5	0:09:56.12 0:07:10.96	13 6	0:01:00.36 0:10:58.37	8 11		0:55:58.45	+0:01:57.65
8	514	SACCON Matteo CMC Cycling Experience	 ITA.2000.21866	0:06:38.04 0:07:56.95	12 12	0:06:33.91 0:06:10.03	23 9	0:09:44.14 0:07:21.17	10 13	0:01:00.42 0:10:50.82	9 7		0:56:15.48	+0:02:14.68
9	511	BLAHA Vojtech	 CZE.1999.22684	0:06:32.63 0:07:45.53	7 4	0:06:30.84 0:06:15.75	17 11	0:10:06.03 0:07:25.51	19 14	0:01:02.83 0:10:55.47	27 10		0:56:34.59	+0:02:33.79
10	536	GROCOTT Cai	 GBR.1999.22549	0:06:37.86 0:08:14.30	11 19	0:06:21.07 0:06:18.77	10 16	0:09:44.12 0:07:12.79	9 9	0:01:00.16 0:11:11.87	6 16		0:56:40.94	+0:02:40.14
11	515	VENDEMMIA Mirco CMC Cycling Experience	 ITA.1998.21871	0:06:40.20 0:08:05.24	13 16	0:06:27.66 0:06:14.53	14 10	0:09:58.20 0:07:27.28	14 17	0:01:02.18 0:10:58.63	19 12		0:56:53.92	+0:02:53.12
12	506	SELF Daniel	 NZL.1998.21834	0:06:56.67 0:08:09.65	29 18	0:06:30.90 0:06:16.77	19 13	0:09:44.16 0:07:26.98	11 16	0:01:07.58 0:10:51.17	50 8		0:57:03.88	+0:03:03.08
13	533	TUR Mateu	 ESP.1998.22567	0:06:46.88 0:07:56.48	18 9	0:06:44.18 0:06:08.18	31 8	0:10:00.82 0:07:10.36	16 5	0:01:03.15 0:11:22.31	29 20		0:57:12.36	+0:03:11.56
14	531	OHRN Andreas	 NOR.1999.22549	0:06:51.42 0:07:59.32	23 14	0:06:31.57 0:06:31.57	20 25	0:10:05.11 0:07:38.40	18 19	0:01:02.48 0:11:10.77	24 14		0:57:50.64	+0:03:49.84
15	539	ALESSANDRONI Maxime	 FRA.1999.22549	0:06:48.53 0:08:04.52	20 15	0:06:36.11 0:06:51.12	24 33	0:10:21.70 0:07:17.01	27 11	0:01:02.89 0:10:49.02	28 6		0:57:50.90	+0:03:50.10
16	560	CAMOIN Francescu-Maria	 FRA.1999.22549	0:06:47.76 0:07:56.89	19 11	0:06:29.81 0:06:24.54	15 18	0:10:03.42 0:08:08.36	17 29	0:01:04.54 0:11:00.26	40 13		0:57:55.58	+0:03:54.78
17	520	WILSON Tom	 GBR.2000.22553	0:06:55.91 0:08:15.12	27 20	0:06:30.84 0:06:30.63	17 23	0:10:14.71 0:07:49.90	22 22	0:01:01.25 0:11:20.42	14 19		0:58:38.78	+0:04:37.98
18	507	BEAN Nicolas	 USA.1999.22730	0:06:51.98 0:08:19.49	25 24	0:06:32.44 0:06:27.08	21 21	0:10:23.82 0:07:43.52	30 21	0:01:05.16 0:11:28.00	44 21		0:58:51.49	+0:04:50.69
19	519	HOLE Daniel Woody Hope Factory Racing	 GBR.1999.21647	0:07:07.76 0:08:22.02	42 25	0:06:49.87 0:06:35.52	34 27	0:10:22.81 0:07:26.20	28 15	0:01:04.30 0:11:20.39	37 18		0:59:08.87	+0:05:08.07
20	527	SCCELLIER Alexandre	 FRA.1999.22547	0:06:57.51 0:08:49.65	31 35	0:06:44.01 0:06:30.02	29 22	0:10:23.74 0:07:33.18	29 18	0:01:02.39 0:11:49.48	22 27		0:59:49.98	+0:05:49.18
21	521	FRESQUET Axel	 FRA.1998.23081	0:08:56.80 0:08:15.16	63 21	0:06:33.02 0:06:17.55	22 15	0:10:20.92 0:07:14.66	26 10	0:01:01.16 0:11:11.54	12 15	0:00:15.00	1:00:05.81	+0:06:05.01
22	512	PESTAK Martin	 CZE.2000.22245	0:06:59.65 0:08:28.04	34 27	0:06:45.51 0:06:47.51	32 31	0:10:54.77 0:07:40.00	38 20	0:01:05.53 0:11:29.67	47 22		1:00:10.68	+0:06:09.88

EWS Montagnes du Caroux

Olargues, France
May 12 - 13, 2018



RESULTS OVERALL

Pos	Plate	Name Team	Nat EWS number	Stage 1 Stage 5	Pos	Stage 2 Stage 6	Pos	Stage 3 Stage 7	Pos	Stage 4 Stage 8	Pos	Penalties	Time	Gap
MEN Under 21														
23	532	MAGNENAT CRUSATE Tommy	 ESP.1999.22326	0:06:57.81 0:08:52.38	32 36	0:06:36.54 0:06:39.97	25 28	0:10:16.49 0:08:04.76	23 27	0:01:01.22 0:11:46.39	13 25		1:00:15.56	+0:06:14.76
24	518	JONSSON Sharjah	 RSA.1999.22749	0:06:54.67 0:08:43.19	26 31	0:06:41.89 0:06:45.05	28 29	0:10:19.80 0:08:16.93	25 30	0:01:04.54 0:11:35.73	40 24		1:00:21.80	+0:06:21.00
25	547	PESQUE Timothee	 FRA.2000.22879	0:07:10.18 0:08:47.31	43 34	0:06:39.13 0:06:30.82	26 24	0:10:50.30 0:07:53.65	34 23	0:01:02.21 0:11:56.49	21 28		1:00:50.09	+0:06:49.29
26	513	MCILROY Benjamin	 AUS.1999.22759	0:06:55.99 0:09:58.40	28 50	0:06:40.94 0:06:56.05	27 35	0:10:09.82 0:08:18.87	21 31	0:01:03.99 0:11:18.16	34 17		1:01:22.22	+0:07:21.42
27	542	BARICH Leopold	 GER.1998.22342	0:06:57.28 0:08:17.35	30 22	0:06:59.19 0:06:51.98	43 34	0:10:29.46 0:09:10.12	31 35	0:01:02.11 0:11:48.72	18 26		1:01:36.21	+0:07:35.41
28	529	MACARTHUR Glenn	 FRA.2000.22879	0:07:05.98 0:08:28.27	40 28	0:08:17.86 0:06:26.56	59 20	0:10:50.71 0:07:55.48	35 24	0:01:03.51 0:11:30.66	31 23		1:01:39.03	+0:07:38.23
29	538	PONTHUS Matthieu	 FRA.2000.22879	0:07:10.81 0:08:57.29	44 37	0:06:55.22 0:07:01.80	38 36	0:10:51.68 0:08:04.74	36 26	0:01:07.16 0:12:18.70	48 30		1:02:27.40	+0:08:26.60
30	557	GUERIN Jullian	 FRA.2000.22879	0:07:18.26 0:08:43.64	47 32	0:07:04.63 0:06:45.07	49 30	0:11:25.01 0:08:05.22	47 28	0:01:02.69 0:12:46.23	26 33		1:03:10.75	+0:09:09.95
31	549	LAMY Johann	 FRA.2000.22879	0:07:03.06 0:10:26.09	38 51	0:06:49.87 0:07:24.15	34 45	0:11:08.81 0:08:02.49	40 25	0:01:04.37 0:12:04.89	38 29		1:04:03.73	+0:10:02.93
32	528	BOSC Enzo	 FRA.2000.21915	0:06:28.17 0:07:49.33	4 6	0:06:06.96 0:06:19.56	2 17	0:09:35.88 0:07:20.91	5 12	0:01:00.86 0:19:30.95	10 43		1:04:12.62	+0:10:11.82
33	553	ESCANDE Tom	 FRA.2001.22866	0:07:13.40 0:09:11.55	46 40	0:06:59.19 0:07:04.77	43 38	0:10:53.81 0:09:13.65	37 37	0:01:05.24 0:12:46.11	45 32		1:04:27.72	+0:10:26.92
34	526	CROIZET Sebastien	 FRA.2001.22866	0:07:00.22 0:09:19.90	35 43	0:07:29.38 0:07:08.57	55 40	0:11:40.73 0:08:29.48	51 33	0:01:03.58 0:12:23.52	32 31		1:04:35.38	+0:10:34.58
35	558	PICAS Jean-Marc	 FRA.2001.22866	0:07:07.11 0:08:44.95	41 33	0:06:56.63 0:06:50.11	40 32	0:11:25.93 0:09:39.59	49 40	0:01:09.01 0:13:01.60	51 34		1:04:54.93	+0:10:54.13
36	544	LOMBARD Samuel	 FRA.2001.22866	0:07:29.42 0:09:15.07	52 42	0:07:04.84 0:07:04.63	50 37	0:11:09.33 0:08:19.13	41 32	0:01:05.42 0:13:42.08	46 36		1:05:09.92	+0:11:09.12
37	561	TELL Dani	 ESP.1998.22341	0:07:20.43 0:09:29.65	48 45	0:07:01.18 0:07:17.50	47 44	0:11:18.75 0:08:55.77	46 34	0:01:03.65 0:13:01.68	33 35		1:05:28.61	+0:11:27.81
38	534	GARCIA SANCHEZ Tomas	 ESP.1998.22341	0:07:01.89 0:08:41.85	37 29	0:06:45.69 0:07:08.45	33 39	0:11:17.03 0:09:29.80	45 39	0:01:05.01 0:14:03.42	42 38		1:05:33.14	+0:11:32.34

RESULTS OVERALL

Pos	Plate	Name Team	Nat EWS number	Stage 1 Stage 5	Pos Pos	Stage 2 Stage 6	Pos Pos	Stage 3 Stage 7	Pos Pos	Stage 4 Stage 8	Pos Pos	Penalties	Time	Gap
MEN Under 21														
39	550	HELPER Alexandre		0:07:27.98	51	0:07:02.53	48	0:11:25.43	48	0:01:05.06	43		1:06:53.27	+0:12:52.47
				0:09:00.44	38	0:07:09.64	41	0:09:46.14	42	0:13:56.05	37			
40	567	AONDIO Matteo		0:07:34.65	56	0:07:00.56	46	0:10:45.57	33	0:01:04.43	39		1:07:03.32	+0:13:02.52
				0:09:10.29	39	0:07:41.76	47	0:09:11.24	36	0:14:34.82	40			
41	517	KRISTENSEN Joel	 AUS.1998.21469	0:07:11.55	45	0:06:55.41	39	0:11:10.10	42	0:01:04.24	35		1:08:00.45	+0:13:59.65
				0:09:48.28	49	0:07:50.17	48	0:09:41.85	41	0:14:18.85	39			
42	541	POINTNER Markus		0:07:35.71	57	0:07:41.36	57	0:13:00.35	54	0:01:12.36	55		1:16:22.59	+0:22:21.79
				0:11:36.98	52	0:09:06.04	51	0:10:05.39	43	0:16:04.40	41			
43	554	BORG Guilhem		0:07:51.81	59	0:07:19.18	53	0:12:52.15	53	0:01:10.34	53	0:05:00.00	1:24:35.92	+0:30:35.12
				0:11:57.72	53	0:07:59.01	49	0:11:47.64	44	0:18:38.07	42			
DNF	546	RAMON Jordi	 FRA.1999.23112	0:06:46.33	17	0:06:52.72	37	0:10:56.29	39	0:01:00.07	5			
				0:08:42.55	30	0:06:32.61	26	0:09:15.36	38					
DNF	525	BIBOLLET Erwan	 FRA.2000.22616	0:06:30.93	6	0:06:18.92	9	0:10:17.12	24	0:00:59.64	3			
				0:07:48.75	5	0:06:17.34	14	0:15:11.85	45					
DNF	509	TRABAC Theotim Commencal Vallnord Enduro Racing Team	 FRA.1998.21829	0:06:29.56	5	0:06:12.87	5	0:09:19.76	3	0:01:09.07	52			
				0:07:51.53	7	0:06:16.73	12							
DNF	530	DRACH Torben	 GER.1998.22419	0:06:45.36	15	0:06:25.64	12	0:09:52.62	12	0:01:02.47	23			
				0:08:27.22	26	0:06:25.54	19							
DNF	523	REAL Pierre	 FRA.1998.22500	0:06:50.73	22	0:06:29.88	16	0:10:08.28	20	0:01:01.80	16			
				0:09:44.65	48	0:07:14.20	42							
DNF	566	IONFER Alessandro		0:07:24.68	49	0:07:10.82	52	0:45:59.60	62	0:01:25.53	61			
				0:09:34.36	47	0:07:15.41	43							
DNF	568	ADOBATI Denir		0:07:30.30	53	0:07:00.23	45	0:11:15.50	44	0:01:04.29	36			
				0:09:13.72	41	0:07:30.85	46							
DNF	552	BARRAU Loic		0:07:01.20	36	0:06:57.15	41	0:11:14.92	43	0:01:03.45	30			
				0:09:25.15	44	0:08:41.53	50							
DNF	562	MARTINEZ Eric		0:06:45.05	14	0:06:26.32	13	0:11:34.14	50	0:01:01.73	15			
				0:08:08.45	17	0:09:06.96	52							
DNF	543	LUETTWITZ Leon		0:08:32.86	60	0:07:38.11	56	0:13:47.39	55	0:01:15.63	56			
				0:12:26.69	54	0:09:48.60	53							
DNF	564	MARTINEZ CURIEL Sergi		0:09:04.79	65	0:08:47.68	61	0:18:21.43	59	0:01:11.38	54			
				0:16:54.11	55	0:14:05.24	54							

RESULTS OVERALL

Pos	Plate	Name Team	Nat EWS number	Stage 1 Stage 5	Pos Pos	Stage 2 Stage 6	Pos Pos	Stage 3 Stage 7	Pos Pos	Stage 4 Stage 8	Pos Pos	Penalties	Time	Gap
MEN Under 21														
DNF	565	RICO GARCIA Pol		0:10:22.76	66	0:10:36.01	66	0:20:58.90	61	0:01:16.52	57			
				0:19:46.22	56	0:14:17.42	55							
DNF	563	GARCIA MORALES Gerard		0:10:52.83	67	0:09:55.15	64	0:19:39.89	60	0:01:19.61	59			
				0:23:17.44	57	0:15:05.90	56							
DNF	535	SAHAGUN PRADA Victor		0:06:50.19	21	0:06:51.24	36	0:10:42.10	32	0:01:02.19	20			
				0:09:29.69	46									
DNF	508	KOEN Matthew	 USA.1998.22470	0:06:51.43	24	0:06:18.04	8	0:09:59.04	15	0:01:02.03	17			
DNF	556	BONGIBAUT Quentin		0:07:32.99	55	0:08:52.62	62	0:18:15.82	58	0:01:07.39	49			
DNF	545	GRENIER Romain		0:07:43.59	58	0:08:05.18	58	0:15:39.61	57	0:01:17.57	58			
DNF	573	VAN DER VEEN Luke	 GBR.1999.21355	0:09:03.36	64	0:09:29.45	63	0:15:06.36	56	0:01:24.18	60			
DNF	569	CANADELLI Diego		0:07:31.12	54	0:07:20.69	54	0:12:45.30	52					
DNF	540	SCHENK Benedikt		0:07:05.42	39	0:06:57.80	42							
DNF	559	MOREAU Nathan		0:07:25.74	50	0:07:09.54	51							
DNF	537	BELOT Nicolas		0:08:36.12	62	0:08:33.14	60							
DNF	551	PERROQUIN Simon		0:08:35.09	61	0:10:25.19	65							
DNF	510	SAN ROMAN Javier Orbea Enduro Team	 ESP.1998.21646	0:06:59.25	33									
DSQ	548	FOURNILLER Julien	 FRA.2000.21926	0:07:22.15		0:08:38.38		0:29:26.83						
DNS	516	PALUDETTO Roberto CMC Cycling Experience	 ITA.2000.21872											
DNS	570	DIOMEDE Louis												

RESULTS OVERALL












Pos	Plate	Name Team	Nat EWS number	Stage 1 Stage 5	Pos Pos	Stage 2 Stage 6	Pos Pos	Stage 3 Stage 7	Pos Pos	Stage 4 Stage 8	Pos Pos	Penalties	Time	Gap
MEN Under 21														
DNS	571	KNIGHT Harvey												
WOMEN														
1	1	RAVANEL Cecile Commencal Vallnord Enduro Racing Team	 FRA.1981.21884	<u>0:06:47.47</u> 0:08:29.16	1 1	<u>0:06:39.34</u> 0:06:38.81	1 1	<u>0:10:27.33</u> 0:07:51.43	1 1	0:01:12.36 0:11:46.59	3 1		0:59:52.49	
2	2	COURDURIER Isabeau Intense Mavic Collective	 FRA.1994.21731	0:06:55.16 0:08:30.19	2 2	0:06:56.60 0:06:50.83	5 2	0:11:14.79 0:08:11.86	5 2	0:01:15.49 0:12:43.61	15 7		1:02:38.53	+0:02:46.04
3	6	THOMA Ines Canyon Factory Enduro Team	 GER.1989.21750	0:07:12.02 0:08:45.78	6 3	0:06:55.24 0:06:53.88	4 3	0:11:21.22 0:08:25.63	7 6	0:01:13.49 0:12:10.58	9 2		1:02:57.84	+0:03:05.35
4	407	PUGIN Melanie Miranda Racing Team	 FRA.1990.21693	0:07:04.40 0:08:47.46	3 4	0:07:02.49 0:06:59.56	8 5	0:11:18.36 0:08:19.10	6 4	0:01:13.64 0:12:23.06	11 3		1:03:08.07	+0:03:15.58
5	5	GEHRIG Caro Norco Twins Racing	 SUI.1987.21665	0:07:14.29 0:09:01.47	7 6	0:06:49.75 0:06:55.85	2 4	0:10:58.15 0:08:35.44	2 7	0:01:12.73 0:12:42.28	7 6		1:03:29.96	+0:03:37.47
6	3	WINTON Katy Trek Factory Racing	 GBR.1993.21730	0:07:09.17 0:08:51.99	4 5	0:06:54.35 0:07:08.92	3 7	0:11:00.51 0:08:56.20	3 10	0:01:14.38 0:12:52.48	13 9		1:04:08.00	+0:04:15.51
7	10	MORRISON Raewyn Giant Factory Off-Road Team	 NZL.1989.21630	0:07:19.64 0:09:08.82	9 9	0:06:58.35 0:07:13.77	6 8	0:11:38.28 0:08:20.72	10 5	<u>0:01:11.04</u> 0:12:36.07	<u>1</u> 5		1:04:26.69	+0:04:34.20
8	406	CHARRE Morgane	 FRA.1990.21958	0:07:27.61 0:09:02.70	13 7	0:07:05.83 0:07:05.46	9 6	0:11:56.72 0:08:16.37	12 3	0:01:19.05 0:12:35.19	23 4		1:04:48.93	+0:04:56.44
9	8	BARAONA Bex Ibis Cycles Enduro Race Team	 GBR.1989.21715	0:07:11.50 0:09:07.19	5 8	0:06:59.24 0:07:18.88	7 9	0:11:29.66 0:08:47.53	8 9	0:01:12.58 0:13:08.02	5 10		1:05:14.60	+0:05:22.11
10	9	COOK Becky Orbea Enduro Team	 GBR.1986.21664	0:07:19.74 0:09:11.47	10 10	0:07:06.18 0:07:27.90	10 11	0:11:39.08 0:08:39.11	11 8	0:01:12.41 0:12:49.82	4 8		1:05:25.71	+0:05:33.22
11	7	KOREM Noga GT Factory Racing	 ISR.1991.21660	0:07:19.59 0:09:26.55	8 11	0:07:09.93 0:07:27.61	12 10	0:11:29.86 0:09:27.00	9 13	0:01:19.03 0:13:50.67	22 13		1:07:30.24	+0:07:37.75
12	413	PAGEAU Rachel Unior Devinci Factory Racing	 CAN.1995.21742	0:07:33.64 0:09:27.24	15 12	0:07:11.20 0:07:37.08	13 14	0:11:59.36 0:09:32.92	14 15	0:01:18.17 0:13:30.17	21 11		1:08:09.78	+0:08:17.29
13	409	DUVERT Julie Ibis Cycles Enduro Race Team	 FRA.1996.21719	0:07:31.02 0:09:50.79	14 15	0:07:36.28 0:07:35.34	24 13	0:12:21.81 0:09:18.41	21 12	0:01:17.83 0:13:44.66	19 12		1:09:16.14	+0:09:23.65
14	411	CHARLES Estelle	 FRA.1997.22205	0:07:45.53 0:10:23.31	20 16	0:07:17.96 0:07:41.89	14 15	0:13:20.06 0:09:05.83	27 11	0:01:15.07 0:14:24.27	14 16		1:11:13.92	+0:11:21.43

EWS Montagnes du Caroux

Olargues, France
May 12 - 13, 2018



RESULTS OVERALL

Pos	Plate	Name Team	Nat EWS number	Stage 1 Stage 5	Pos	Stage 2 Stage 6	Pos	Stage 3 Stage 7	Pos	Stage 4 Stage 8	Pos	Penalties	Time	Gap
WOMEN														
15	414	MARCHAL Alexandra	 BEL.1991.22790	0:07:49.66 0:10:44.12	22 23	0:07:27.17 0:07:49.07	20 16	0:12:20.27 0:09:55.33	19 17	0:01:15.99 0:13:56.44	16 14		1:11:18.05	+0:11:25.56
16	416	NABER Tanja	 GER.1987.22367	0:07:36.62 0:09:44.19	16 14	0:07:23.61 0:07:50.35	18 17	0:12:13.03 0:10:34.92	17 21	0:01:20.05 0:14:46.01	25 18		1:11:28.78	+0:11:36.29
17	403	KJ SHARP Hope Factory Racing	 GBR.1994.21662	0:07:42.52 0:10:36.53	18 19	0:07:22.20 0:08:30.30	17 23	0:12:21.77 0:10:04.06	20 19	0:01:14.25 0:14:06.75	12 15		1:11:58.38	+0:12:05.89
18	402	GILL Martha	 GBR.1997.22469	0:07:53.68 0:10:40.66	23 21	0:07:29.42 0:08:05.93	21 18	0:12:55.89 0:09:56.01	24 18	0:01:22.19 0:14:57.79	27 19		1:13:21.57	+0:13:29.08
19	421	NESTLEROVA Fejola Stepanka	 CZE.1985.21761	0:07:53.92 0:10:29.50	24 17	0:07:31.45 0:08:21.47	22 21	0:12:11.59 0:11:13.78	15 23	0:01:19.99 0:14:26.38	24 17		1:13:28.08	+0:13:35.59
20	410	GALLEAN Chloe Team Lapierre	 FRA.1994.21676	0:07:43.04 0:09:29.85	19 13	0:07:24.52 0:07:28.67	19 12	0:12:53.95 0:09:31.69	23 14	0:01:12.70 0:17:56.42	6 25		1:13:40.84	+0:13:48.35
21	422	KAHLO Verena	 GER.1991.22025	0:08:27.55 0:10:41.78	29 22	0:08:19.77 0:08:14.34	31 19	0:13:35.83 0:09:41.54	29 16	0:01:18.10 0:15:01.13	20 20		1:15:20.04	+0:15:27.55
22	404	MORRISON Amy	 USA.1989.22252	0:08:11.22 0:10:33.88	26 18	0:07:44.77 0:08:16.55	25 20	0:13:50.60 0:10:39.83	30 22	0:01:25.66 0:15:36.33	30 21		1:16:18.84	+0:16:26.35
23	429	ROSE Megan	 CAN.1989.22252	0:08:17.28 0:15:49.42	28 28	0:07:54.25 0:08:55.11	26 24	0:12:41.31 0:10:22.57	22 20	0:01:13.17 0:16:04.98	8 22		1:21:18.09	+0:21:25.60
24	415	WUNDERLIN Alba	 SUI.1984.23104	0:08:31.95 0:12:03.12	30 26	0:07:55.15 0:09:07.48	27 25	0:13:25.91 0:11:55.67	28 24	0:01:28.48 0:17:07.97	32 24		1:21:35.73	+0:21:43.24
25	424	PERILLAT Camille	 FRA.1994.21676	0:08:52.48 0:11:51.52	32 25	0:08:27.32 0:09:23.70	32 26	0:13:06.49 0:12:24.13	26 25	0:01:26.23 0:16:44.91	31 23		1:22:16.78	+0:22:24.29
26	419	ENLUND Jess	 SWE.1989.22339	0:09:18.64 0:11:48.30	33 24	0:09:05.87 0:09:42.28	33 27	0:16:29.02 0:13:00.58	33 26	0:01:28.96 0:18:41.69	33 26		1:29:35.34	+0:29:42.85
DNF	401	BEERTEN Anneke Alchemy Bicycles Factory Racing	 NED.1982.21807	0:07:39.28 0:10:40.07	17 20	0:07:07.25 0:08:29.30	11 22	0:11:58.51	13	0:01:13.53	10			
DNF	420	DRENGUBAKOVA Andrea	 CZE.1990.22278	0:08:14.77 0:14:35.04	27 27	0:08:05.32	28	0:13:00.49	25	0:01:24.72	28			
DNF	417	ALCANTARA GUERRERO Miriam	 ESP.1997.23010	0:08:49.40 0:47:35.50	31 29	0:08:11.90	30	0:15:43.19	32	0:01:29.27	34			
DNF	425	CHARLES Laura	 FRA.1995.23500	0:07:25.53	12	0:07:22.11	16	0:11:10.48	4	0:01:11.59	2			





RESULTS OVERALL

Pos	Plate	Name Team	Nat EWS number	Stage 1 Stage 5	Pos	Stage 2 Stage 6	Pos	Stage 3 Stage 7	Pos	Stage 4 Stage 8	Pos	Penalties	Time	Gap
-----	-------	--------------	-------------------	--------------------	-----	--------------------	-----	--------------------	-----	--------------------	-----	-----------	------	-----





WOMEN

DNF	412	BRUCHLE Veronika	 GER.1995.22726	0:07:20.54	11	0:07:20.88	15	0:12:15.69	18	0:01:16.12	17			
DNF	405	BALANCHE Camille	 SUI.1990.21766	0:07:47.28	21	0:07:35.12	23	0:12:11.59	15	0:01:16.63	18			
DNF	418	DUARTE CASTRO Desiree	 ESP.1997.22130	0:07:58.54	25	0:08:11.75	29	0:13:54.01	31	0:01:20.95	26			
DNF	427	HELMUTH Lindsay		0:10:31.82	35	0:10:06.85	34	0:18:03.82	34	0:01:25.27	29			
DNF	426	PASTRE Marie		0:09:31.03	34	0:10:51.61	35							
DNS	428	MANNING Rachel												

WOMEN | Master 35+

1	702	MICHEL Daniela	 SUI.1981.21559	<u>0:09:00.64</u>	1	<u>0:08:16.40</u>	1	<u>0:13:52.94</u>	1	<u>0:01:14.12</u>	1		1:24:35.66	
2	701	MCCONNELOUG Mary	 USA.1971.22390	0:09:11.92	2	0:08:43.31	2	0:13:58.82	2	0:01:22.37	2		1:25:47.73	+0:01:12.07
3	704	GIJBELS Cathy	 BEL.1975.21584	0:09:31.26	3	0:09:07.63	3	0:16:30.16	3	0:01:23.70	3	0:05:00.00	1:46:04.41	+0:21:28.75
DNF	703	GUSTAVSSON Sofie		0:10:51.06	4	0:10:32.58	4	0:16:46.52	4	0:01:31.02	4			

WOMEN | Under 21

1	601	CONOLLY Ella	 GBR.1998.21859	<u>0:08:03.65</u>	1	<u>0:07:43.93</u>	1	<u>0:12:11.01</u>	1	0:01:17.62	2		1:10:37.65	
2	604	TAYLOR Chloe	 GBR.1998.23462	0:08:21.57	2	0:08:03.41	2	0:13:03.39	2	<u>0:01:13.78</u>	1		1:15:39.45	+0:05:01.80
3	602	LAWTON Abigale	 GBR.1998.22765	0:09:50.21	3	0:09:54.80	3	0:17:23.71	3	0:01:24.89	3	0:01:00.00	1:41:33.79	+0:30:56.14
DNS	603	PARKES Caja	 GBR.1999.21616	0:15:44.47	3	0:11:00.11	3	0:14:58.17	3	0:20:17.43	3			

Penalties

Plate	Name	Penalty	Details
68	Andre BRETAS	00:05:00	Wheel change
169	Tom WHANT	00:01:00	Late start at paddock
173	Jordan GOULD	00:05:00	Late start at paddock
217	Darren EVANS	00:06:00	Late start S3, Late start S8
247	Anthony PENA	00:01:00	Late start S8
259	Juraj DZUREK	00:05:00	Late start S8
274	Jorge PRIETO	00:01:00	Late start at paddock
286	Victor BRUGUERA	00:05:00	Late start S8
294	Nicolas ALLEGRA	DSQ	Late start S3
298	Mathieu CHADELAS	00:01:00	Late start S8
299	Guillaume BERNARD	00:01:00	Late start at paddock
300	Vincent CHICO	00:02:00	Late start at paddock, Late start S8
312	Isaac MAKELAINEN	00:05:00	Late start S8
340	Orlando SARIOGLOU	00:11:00	Pulled by car, Late start S6, Late start S8
342	Jakub CHODYRA	00:05:00	Wheel change
343	Robert TOERSCHE	00:05:00	Late start S8
344	Christian YAP	00:10:00	Late start S3, Late start S8
521	Axel FRESQUET	00:00:15	Outside assistance
548	Julien FOURNILLER	DSQ	Late start S3
554	Guilhem BORG	00:05:00	Late start S8
602	Abigale LAWTON	00:01:00	Late start S8
704	Cathy GIJBELS	00:05:00	Late start S8
804	Mike WEST	00:01:30	Late start S1, Outside assistance
815	Fabien VOLET	00:01:00	Late start S8
818	Frederic MARTINEZ	00:01:00	Late start S8
851	Christophe GAILLARD	00:01:00	Late start S8
852	Eric DAUMAS	00:01:00	Late start at paddock
854	Carl Christian JUEL NIELSEN	00:01:00	Late start S2