























Results after day 1

Pos	Plate	Name Team	Nat EMBA	Stage 1	Pos	Stage 2	Pos	Stage 3	Pos	Stage 4	Pos	Penalties	Time	Gap
MEN														
1	9	MELAMED Jesse Rocky Mountain Urge BP Rally Team	 CAN.MELJ.1992	0:09:22.24	7	0:04:43.45	6	0:08:27.28	2	0:03:47.17	4		0:26:20.14	
2	21	DAILLY Adrien Lapierre	 FRA.DAIA.1996	0:09:36.47	18	<u>0:04:41.38</u>	<u>1</u>	<u>0:08:24.57</u>	<u>1</u>	<u>0:03:42.39</u>	<u>1</u>		0:26:24.81	+0:00:04.67
3	7	CALLAGHAN Greg Cube Action Team	 IRL.CALG.1991	0:09:21.02	5	0:04:43.42	5	0:08:38.58	7	0:03:52.39	14		0:26:35.41	+0:00:15.27
4	2	OTON Damien Devinci Global Racing	 FRA.OTOD.1987	0:09:17.78	3	0:04:43.36	4	0:08:36.61	6	0:03:58.48	53		0:26:36.23	+0:00:16.09
5	14	WALLNER Robin Ibis Cycles Enduro Race	 SWE.WALR.1988	0:09:25.79	10	0:04:47.39	10	0:08:35.98	5	0:03:58.06	47		0:26:47.22	+0:00:27.08
6	18	GALY Theo Devinci Global Racing	 FRA.GALT.1990	0:09:34.00	16	0:04:52.19	23	0:08:34.70	4	0:03:48.85	6		0:26:49.74	+0:00:29.60
7	26	GRAVES Jared Specialized Racing	 AUS.GRAJ.1982	0:09:16.80	2	0:04:47.87	13	0:08:54.36	21	0:03:52.59	15		0:26:51.62	+0:00:31.48
8	4	MAES Martin GT Factory Racing	 BEL.MAEM.1997	0:09:29.26	12	0:04:48.15	14	0:08:42.05	8	0:03:53.87	23		0:26:53.33	+0:00:33.19
9	12	SCOTT Mark Santa Cruz x SRAM	 GBR.SCOM.1993	0:09:20.35	4	0:04:50.16	19	0:08:51.68	18	0:03:56.54	33		0:26:58.73	+0:00:38.59
10	1	RUDE Richie Yeti Fox Shox	 USA.RUDR.1995	0:09:32.75	14	0:05:03.72	47	0:08:33.54	3	0:03:49.38	8		0:26:59.39	+0:00:39.25
11	16	BARELLI Yoann Commençal Vallnord Enduro	 FRA.BARY.1985	0:09:37.25	20	0:04:47.59	12	0:08:43.43	10	0:03:54.66	26		0:27:02.93	+0:00:42.79
12	13	HILL Sam Chain Reaction Cycles Mavic	 AUS.HILS.1985	0:09:38.75	24	0:04:47.28	8	0:08:45.82	13	0:03:54.58	25		0:27:06.43	+0:00:46.29
13	36	LEOV Justin Canyon Factory Enduro Team	 NZL.LEOJ.1984	0:09:38.11	22	0:04:50.23	20	0:08:42.99	9	0:03:58.36	49		0:27:09.69	+0:00:49.55
14	8	BAILLY-MAITRE Francois Ibis Cycles Enduro Race	 FRA.BAIF.1985	0:09:24.96	9	0:04:48.79	17	0:08:59.84	31	0:03:56.59	34		0:27:10.18	+0:00:50.04
15	24	BORGES Jose BH-Miranda Racing Team	 POR.BORJ.1990	0:09:44.75	35	0:04:43.13	3	0:08:44.60	11	0:03:58.49	54		0:27:10.97	+0:00:50.83
16	5	LAU Nico Cube Action Team	 FRA.LAUN.1989	0:09:21.89	6	0:04:52.05	21	0:09:05.52	39	0:03:52.00	10		0:27:11.46	+0:00:51.32

















Enduro World Series Powered by Freeride Madeira

Madeira
May 13th - 14th, 2017

Results after day 1

Pos	Plate	Name Team	Nat EMBA	Stage 1	Pos	Stage 2	Pos	Stage 3	Pos	Stage 4	Pos	Penalties	Time	Gap
MEN														
17	73	RAIMONDI Matteo BF Rifar Mondraker Team	 ITA.RAIM.1995	0:09:41.02	28	0:04:47.29	9	0:08:51.76	19	0:03:52.08	12		0:27:12.15	+0:00:52.01
18	6	NICOLAI Florian Rocky Mountain Urge BP Rally Team	 FRA.NICF.1993	0:09:32.28	13	0:04:48.66	15	0:09:03.72	38	0:03:52.00	10		0:27:16.66	+0:00:56.52
19	3	CLEMENTZ Jerome Cannondale	 FRA.CLEJ.1984	0:09:23.31	8	0:04:44.81	7	0:09:15.43	56	0:03:53.76	21		0:27:17.31	+0:00:57.17
20	86	FERREIRO Toni ESP.FERT.1990	 ESP.FERT.1990	0:09:47.27	37	0:04:56.60	32	0:08:47.28	14	0:03:49.11	7		0:27:20.26	+0:01:00.12
21	39	KELLEY Cody Yeti Fox Shox USA.KELC.1994	 USA.KELC.1994	0:09:39.37	27	0:04:56.76	33	0:08:45.76	12	0:03:58.68	56		0:27:20.57	+0:01:00.43
22	38	BUCHANAN Lewis Trek Factory Racing GBR.BUCL.1993	 GBR.BUCL.1993	0:09:50.31	42	0:04:55.57	31	0:08:47.84	15	0:03:47.17	4		0:27:20.89	+0:01:00.75
23	17	CURE Alexandre BH-Miranda Racing Team FRA.CURA.1993	 FRA.CURA.1993	0:09:35.18	17	0:04:49.13	18	0:08:55.27	23	0:04:01.90	63		0:27:21.48	+0:01:01.34
24	30	WRIGHT Keegan NZL.WRIK.1996	 NZL.WRIK.1996	0:09:41.93	31	0:05:09.04	57	0:08:49.77	16	0:03:42.51	2		0:27:23.25	+0:01:03.11
25	19	ABSALON Remy Scott SR Suntour Enduro FRA.ABSR.1984	 FRA.ABSR.1984	0:09:36.83	19	0:04:52.37	24	0:08:59.59	30	0:03:55.72	28		0:27:24.51	+0:01:04.37
26	56	NATION Joseph NZL.NATJ.1989	 NZL.NATJ.1989	0:09:32.75	14	0:04:54.33	30	0:08:59.58	29	0:03:58.33	48		0:27:24.99	+0:01:04.85
27	45	MIQUEL Kevin Començal Vallnord Enduro FRA.MIQK.1991	 FRA.MIQK.1991	0:09:41.44	30	0:05:01.71	39	0:08:51.86	20	0:03:53.80	22		0:27:28.81	+0:01:08.67
28	69	TRABAC Elliot Scott SR Suntour Enduro FRA.TRAE.1996	 FRA.TRAE.1996	0:09:41.16	29	0:04:53.22	26	0:09:01.60	33	0:03:54.37	24		0:27:30.35	+0:01:10.21
29	29	OSBORNE Marco Cannondale USA.OSBM.1992	 USA.OSBM.1992	0:09:38.45	23	0:04:53.58	28	0:09:01.92	34	0:03:57.14	44		0:27:31.09	+0:01:10.95
30	27	WALKER Matt NZL.WALM.1990	 NZL.WALM.1990	0:09:38.04	21	0:04:53.70	29	0:09:02.98	36	0:03:56.43	32		0:27:31.15	+0:01:11.01
31	70	PERSAK Vid Team Dorrong Enduro SLO.PERV.1996	 SLO.PERV.1996	0:09:58.94	56	0:05:00.92	37	0:08:51.67	17	0:03:45.05	3		0:27:36.58	+0:01:16.44
32	20	GEORGES Pierre-Charles FRA.GEOP.1986	 FRA.GEOP.1986	0:09:28.32	11	0:04:48.67	16	0:09:26.46	61	0:03:53.16	17		0:27:36.61	+0:01:16.47

















Results after day 1

Pos	Plate	Name Team	Nat EMBA	Stage 1	Pos	Stage 2	Pos	Stage 3	Pos	Stage 4	Pos	Penalties	Time	Gap
MEN														
33	31	JOHANSEN Zakarias Blom Ibis Cycles Enduro Race	 NOR.JOHZ.1992	0:09:38.90	25	0:04:57.22	34	0:09:02.74	35	0:04:00.63	59		0:27:39.49	+0:01:19.35
34	32	CHAPUIS Maxime	 SUI.CHAM.1994	0:09:45.59	36	0:04:59.05	35	0:08:58.18	28	0:03:57.07	42		0:27:39.89	+0:01:19.75
35	87	POMBO Emanuel	 POR.POME.1987	0:09:53.24	48	0:04:52.13	22	0:09:06.15	40	0:03:52.16	13		0:27:43.68	+0:01:23.54
36	28	MASTER Eddie	 NZL.MASE.1989	0:09:52.59	46	0:05:02.00	41	0:08:55.98	25	0:03:53.60	19		0:27:44.17	+0:01:24.03
37	25	LAPEYRIE Thomas SUNN	 FRA.LAPT.1990	<u>0:09:14.43</u>	<u>1</u>	0:04:43.06	2	0:09:55.40	95	0:03:52.75	16		0:27:45.64	+0:01:25.50
38	67	TORDO Dimitri BH-Miranda Racing Team	 FRA.TORD.1993	0:09:50.63	43	0:05:01.95	40	0:08:56.99	26	0:03:56.31	30		0:27:45.88	+0:01:25.74
39	37	VEZINA Mckay Giant Factory Off-Road Team	 CAN.VEZM.1995	0:10:00.11	59	0:04:53.53	27	0:08:55.53	24	0:03:56.95	41		0:27:46.12	+0:01:25.98
40	95	MENJOU Irene	 FRA.MENI.1995	0:09:52.86	47	0:05:03.67	46	0:08:57.76	27	0:03:56.05	29		0:27:50.34	+0:01:30.20
41	23	MASTERS Wyn GT Factory Racing	 NZL.MASW.1987	0:09:51.87	45	0:05:01.64	38	0:09:03.63	37	0:03:58.41	50		0:27:55.55	+0:01:35.41
42	22	BARNES Joe Canyon Factory Enduro Team	 GBR.BARJ.1989	0:09:49.49	41	0:04:47.53	11	0:09:14.95	54	0:04:05.74	71		0:27:57.71	+0:01:37.57
43	94	OGET Ludovic	 FRA.OGEL.1993	0:09:54.33	49	0:05:00.18	36	0:09:08.60	43	0:03:57.08	43		0:28:00.19	+0:01:40.05
44	102	JOHNSON Leigh	 GBR.JOHL.1996	0:09:48.63	39	0:05:03.32	45	0:09:13.65	51	0:03:54.73	27		0:28:00.33	+0:01:40.19
45	93	GAILLOT Baptiste	 FRA.GAIB.1991	0:09:51.66	44	0:05:02.49	43	0:09:10.78	48	0:03:56.63	36		0:28:01.56	+0:01:41.42
46	40	RAVANEL Cedric Commençal Vallnord Enduro	 FRA.RAVC.1978	0:09:54.41	51	0:05:04.41	48	0:09:08.74	45	0:04:06.02	72		0:28:13.58	+0:01:53.44
47	15	GAUVIN Remi Rocky Mountain Urge BP Rally Team	 CAN.GAUR.1992	0:09:43.96	33	0:04:52.94	25	0:08:54.60	22	0:04:46.25	163		0:28:17.75	+0:01:57.61
48	35	EVANS Craig	 GBR.EVAC.1991	0:10:00.91	61	0:05:13.50	64	0:09:09.18	47	0:03:59.32	57		0:28:22.91	+0:02:02.77

















Enduro World Series Powered by Freeride Madeira

Madeira
May 13th - 14th, 2017

















Results after day 1

Pos	Plate	Name Team	Nat EMBA	Stage 1	Pos	Stage 2	Pos	Stage 3	Pos	Stage 4	Pos	Penalties	Time	Gap
MEN														
49	51	BRETAS Andre Luiz Ramos	 BRA.BREA.1987	0:10:11.85	69	0:05:08.68	56	0:09:00.96	32	0:04:02.19	64		0:28:23.68	+0:02:03.54
50	46	HUTCHENS Chris	 GBR.HUTC.1989	0:09:56.32	53	0:05:06.56	51	0:09:16.40	57	0:04:06.31	74		0:28:25.59	+0:02:05.45
51	91	BENOIT Clement	 FRA.BENC.1991	0:10:03.78	64	0:05:07.92	54	0:09:18.34	58	0:03:56.31	30		0:28:26.35	+0:02:06.21
52	101	MOYNIHAN Liam	 GBR.MOYL.1991	0:09:54.72	52	0:05:15.80	73	0:09:08.91	46	0:04:07.26	77		0:28:26.69	+0:02:06.55
53	88	LEHIKONEN Matti	 FIN.LEHM.1984	0:10:08.78	66	0:05:11.40	62	0:09:06.78	42	0:04:00.76	60		0:28:27.72	+0:02:07.58
54	89	CHAPMAN Rupert	 NZL.CHAR.1992	0:10:00.74	60	0:05:10.39	59	0:09:20.14	59	0:03:56.59	34		0:28:27.86	+0:02:07.72
55	49	CASADEI Nicola Team CMC Cycling Experience	 ITA.CASN.1989	0:09:43.47	32	0:05:03.24	44	0:09:34.78	70	0:04:10.88	89		0:28:32.37	+0:02:12.23
56	104	BROOKES Martyn	 GBR.BROM.1987	0:09:54.33	49	0:05:05.90	50	0:09:32.15	64	0:04:06.13	73		0:28:38.51	+0:02:18.37
57	65	WILDHABER Gusti Cube Action Team	 SUI.WILG.1988	0:09:48.81	40	0:05:07.67	53	0:09:45.16	85	0:03:58.42	51		0:28:40.06	+0:02:19.92
58	47	GARAY Iago Santa Cruz x SRAM	 ESP.GARI.1991	0:09:59.75	57	0:05:33.31	107	0:09:08.67	44	0:03:58.43	52		0:28:40.16	+0:02:20.02
59	42	CLAQUIN Sebastien Rocky Mountain Urge BP Rally Team	 FRA.CLAS.1996	0:10:24.83	88	0:05:16.02	74	0:09:06.50	41	0:03:53.28	18		0:28:40.63	+0:02:20.49
60	90	MAY Ludovic	 SUI.MAYL.1989	0:09:56.75	54	0:05:08.32	55	0:09:33.89	67	0:04:07.19	76		0:28:46.15	+0:02:26.01
61	128	KANGAS Alexander	 SWE.KANA.1990	0:10:14.50	73	0:05:22.20	85	0:09:11.77	49	0:03:58.51	55		0:28:46.98	+0:02:26.84
62	105	SHUCKSMITH Sam	 GBR.SHUS.1990	0:10:01.71	63	0:05:02.04	42	0:09:37.88	75	0:04:10.57	88		0:28:52.20	+0:02:32.06
63	130	PUTZENLECHNER Leonhard	 GER.PUTL.1993	0:10:28.24	96	0:05:14.43	68	0:09:13.80	52	0:03:56.75	38		0:28:53.22	+0:02:33.08
64	113	WILLIAMS Peter	 GBR.WILP.1988	0:10:25.59	90	0:05:20.95	81	0:09:13.26	50	0:03:53.69	20		0:28:53.49	+0:02:33.35

















Results after day 1

Pos	Plate	Name Team	Nat EMBA	Stage 1	Pos	Stage 2	Pos	Stage 3	Pos	Stage 4	Pos	Penalties	Time	Gap
MEN														
65	100	FLOCKHART Sam	 GBR.FLOS.1993	0:10:13.06	71	0:05:23.27	87	0:09:13.94	53	0:04:04.08	66		0:28:54.35	+0:02:34.21
66	98	FORREST Gary	 GBR.FORG.1986	0:09:59.91	58	0:05:11.07	60	0:09:42.74	83	0:04:04.20	68		0:28:57.92	+0:02:37.78
67	43	SHIRLEY James	 GBR.SHIJ.1988	0:10:10.38	67	0:05:14.06	65	0:09:37.80	73	0:03:56.78	39		0:28:59.02	+0:02:38.88
68	99	GRANT Kelan	 IRL.GRAK.1993	0:10:14.20	72	0:05:09.44	58	0:09:28.89	63	0:04:11.00	90		0:29:03.53	+0:02:43.39
69	96	TEJCHMAN Premek	 CZE.TEJP.1988	0:10:12.07	70	0:05:17.28	76	0:09:35.60	71	0:04:01.07	61		0:29:06.02	+0:02:45.88
70	112	CONNELL Joe	 GBR.CONJ.1994	0:10:01.30	62	0:05:39.33	118	0:09:28.06	62	0:03:57.86	46		0:29:06.55	+0:02:46.41
71	203	BATISTA Paulo	 POR.BAT.1993	0:10:23.44	86	0:05:24.55	91	0:09:15.16	55	0:04:04.74	69		0:29:07.89	+0:02:47.75
72	120	GARCIA Tom	 FRA.GART.1990	0:10:24.24	87	0:05:14.91	70	0:09:32.81	65	0:03:56.79	40		0:29:08.75	+0:02:48.61
73	122	FRIGOUT Lucas	 FRA.FRIL.1993	0:10:21.43	81	0:05:20.81	80	0:09:33.01	66	0:03:56.67	37		0:29:11.92	+0:02:51.78
74	48	WILLIAMS Robert	 GBR.WILR.1990	0:10:20.20	78	0:05:18.83	77	0:09:23.21	60	0:04:16.09	109		0:29:18.33	+0:02:58.19
75	10	CARLSON Josh Giant Factory Off-Road Team	 AUS.CARJ.1986	0:09:43.96	33	0:05:06.86	52	0:09:50.99	92	0:04:36.69	151		0:29:18.50	+0:02:58.36
76	111	BLAIR Lachlan	 GBR.BLAL.1995	0:10:20.46	79	0:05:29.87	103	0:09:37.86	74	0:03:51.25	9		0:29:19.44	+0:02:59.30
77	41	WOLFE Daniel	 IRL.WOLD.1988	0:09:57.88	55	0:05:11.22	61	0:10:02.89	98	0:04:09.97	84		0:29:21.96	+0:03:01.82
78	60	POLONI Tobia Team CMC Cycling Experience	 ITA.POLT.1991	0:10:26.50	91	0:05:11.97	63	0:09:38.32	77	0:04:07.36	78		0:29:24.15	+0:03:04.01
79	146	GALLAGHER Christopher	 GBR.GALC.1993	0:10:35.50	103	0:05:21.60	82	0:09:34.07	68	0:03:59.47	58		0:29:30.64	+0:03:10.50
80	123	ARNAUD Quentin	 FRA.ARNQ.1994	0:10:26.86	93	0:05:14.69	69	0:09:46.32	87	0:04:02.96	65		0:29:30.83	+0:03:10.69

















Results after day 1

Pos	Plate	Name Team	Nat EMBA	Stage 1	Pos	Stage 2	Pos	Stage 3	Pos	Stage 4	Pos	Penalties	Time	Gap
MEN														
81	108	GARDNER Ryan	 USA.GARR.1986	0:10:11.63	68	0:05:25.44	94	0:09:41.12	79	0:04:13.88	98		0:29:32.07	+0:03:11.93
82	147	PAYNE Richard	 GBR.PAYR.1985	0:10:26.66	92	0:05:23.80	90	0:09:41.22	80	0:04:08.41	82		0:29:40.09	+0:03:19.95
83	121	MURIGNEUX Xavier	 FRA.MURX.1993	0:10:40.74	110	0:05:22.12	83	0:09:34.28	69	0:04:04.14	67		0:29:41.28	+0:03:21.14
84	61	DE COL Marco Team CMC Cycling Experience	 ITA.DECM.1993	0:10:22.68	84	0:05:22.78	86	0:09:42.19	82	0:04:15.94	107		0:29:43.59	+0:03:23.45
85	103	KEEBLE-SMITH Chris	 GBR.KEEC.1993	0:10:25.40	89	0:05:14.12	66	0:10:03.38	99	0:04:01.78	62		0:29:44.68	+0:03:24.54
86	55	CRIGHTON-POLI Vinicio	 GBR.CRIV.1996	0:10:35.27	102	0:05:27.10	98	0:09:38.12	76	0:04:06.96	75		0:29:47.45	+0:03:27.31
87	44	HALL James	 AUS.HALJ.1984	0:10:22.26	83	0:05:35.78	111	0:09:45.45	86	0:04:07.48	79		0:29:50.97	+0:03:30.83
88	114	CARROLL Gavin	 IRL.CARG.1993	0:10:31.73	99	0:05:36.66	114	0:09:37.54	72	0:04:07.65	80		0:29:53.58	+0:03:33.44
89	77	BAHLER Jonas Norco Enduro Racing	 SUI.BAHJ.1987	0:10:34.03	101	0:05:14.20	67	0:09:55.39	94	0:04:13.48	96		0:29:57.10	+0:03:36.96
90	109	MORSE Adam	 USA.MORA.1985	0:10:23.11	85	0:05:22.18	84	0:10:06.76	102	0:04:08.51	83		0:30:00.56	+0:03:40.42
91	115	JONES Ajay	 GBR.JONA.1985	0:10:38.45	106	0:05:24.68	92	0:09:38.48	78	0:04:21.60	120		0:30:03.21	+0:03:43.07
92	212	SOUSA Rui		0:10:44.71	113	0:05:15.75	72	0:09:48.19	89	0:04:18.41	114		0:30:07.06	+0:03:46.92
93	117	MAGIS Johnny	 BEL.MAGJ.1991	0:10:27.24	95	0:05:35.93	113	0:09:54.02	93	0:04:15.82	106		0:30:13.01	+0:03:52.87
94	106	CORNFORTH Cameron	 IRL.CORC.1995	0:10:05.97	65	0:05:25.71	95	0:10:27.12	115	0:04:18.22	113		0:30:17.02	+0:03:56.88
95	54	MYSIK Milan	 CZE.MYSM.1993	0:10:16.68	74	0:05:15.18	71	0:10:27.00	114	0:04:21.14	119		0:30:20.00	+0:03:59.86
96	52	JONES Charles	 GBR.JONC.1987	0:10:45.00	114	0:05:26.36	97	0:10:02.76	97	0:04:11.34	94		0:30:25.46	+0:04:05.32

















Results after day 1

Pos	Plate	Name Team	Nat EMBA	Stage 1	Pos	Stage 2	Pos	Stage 3	Pos	Stage 4	Pos	Penalties	Time	Gap
MEN														
97	125	CHARLES Clément	 FRA.CHAC.1994	0:10:38.65	107	0:05:29.14	99	0:10:07.88	103	0:04:11.30	92		0:30:26.97	+0:04:06.83
98	151	MALLER Ashley	 GBR.MALA.1990	0:10:46.80	116	0:05:31.67	105	0:09:49.75	91	0:04:20.29	117		0:30:28.51	+0:04:08.37
99	119	ESCRIOU Valentin	 FRA.ESCV.1996	0:10:20.06	77	0:05:26.10	96	0:10:28.43	117	0:04:16.04	108		0:30:30.63	+0:04:10.49
100	150	COOPER Andrew	 GBR.COOA.1989	0:10:30.36	97	0:05:23.56	88	0:10:13.72	108	0:04:27.36	129		0:30:35.00	+0:04:14.86
101	63	JONES Lawrence	 GBR.JONL.1989	0:10:40.20	109	0:05:29.43	100	0:10:13.11	106	0:04:13.66	97		0:30:36.40	+0:04:16.26
102	234	POMBO Daniel		0:11:02.61	128	0:05:41.49	123	0:09:42.08	81	0:04:10.35	87		0:30:36.53	+0:04:16.39
103	204	RODRIGUES João Carlos Costa	 POR.RODJ.1987	0:10:31.38	98	0:05:23.64	89	0:10:25.23	113	0:04:17.35	110		0:30:37.60	+0:04:17.46
104	84	KEDMY Ben Israeli Enduro Team	 ISR.KEDB.1983	0:10:36.63	104	0:05:25.26	93	0:10:06.61	101	0:04:33.52	140		0:30:42.02	+0:04:21.88
105	136	BIWER Luca	 GER.BIWL.1994	0:10:41.66	111	0:05:35.91	112	0:10:15.49	110	0:04:12.54	95		0:30:45.60	+0:04:25.46
106	201	FIDALGO Marco		0:10:45.51	115	0:05:34.22	108	0:10:14.04	109	0:04:14.57	104		0:30:48.34	+0:04:28.20
107	209	MEDEIROS Duarte		0:10:53.74	120	0:05:32.71	106	0:10:01.07	96	0:04:22.33	122		0:30:49.85	+0:04:29.71
108	206	GASPAR Gonçalo	 POR.GASG.1989	0:11:09.61	135	0:05:45.31	126	0:09:47.45	88	0:04:14.56	103		0:30:56.93	+0:04:36.79
109	208	GOUVEIA Alexandre		0:10:50.72	118	0:05:50.34	134	0:10:08.30	104	0:04:14.48	102		0:31:03.84	+0:04:43.70
110	118	MAES Tom	 BEL.MAET.1994	0:10:48.68	117	0:05:44.50	125	0:10:08.67	105	0:04:24.11	124		0:31:05.96	+0:04:45.82
111	229	SILVA Pedro		0:11:20.17	148	0:06:07.47	155	0:09:43.52	84	0:03:57.74	45		0:31:08.90	+0:04:48.76
112	50	FORBES Ben	 AUS.FORB.1994	0:09:39.32	26	0:06:26.23	165	0:10:45.40	131	0:04:20.92	118		0:31:11.87	+0:04:51.73

Results after day 1

Pos	Plate	Name Team	Nat EMBA	Stage 1	Pos	Stage 2	Pos	Stage 3	Pos	Stage 4	Pos	Penalties	Time	Gap
MEN														
113	158	ESSLINGER Arthur	 FRA.ESSA.1991	0:11:04.45	132	0:05:53.63	137	0:10:06.20	100	0:04:08.32	81		0:31:12.60	+0:04:52.46
114	251	WOOD Richard	 GBR.WOOD.1991	0:10:43.76	112	0:05:29.51	101	0:10:28.10	116	0:04:34.25	141		0:31:15.62	+0:04:55.48
115	132	JAHN Daniel	 GER.JAHD.1982	0:11:01.56	127	0:05:35.49	110	0:10:19.49	112	0:04:25.41	125		0:31:21.95	+0:05:01.81
116	110	HARDIN Nick	 USA.HARN.1979	0:10:32.84	100	0:05:39.30	117	0:10:47.23	133	0:04:31.03	136		0:31:30.40	+0:05:10.26
117	134	DEWINSKI Kevin	 GER.DEWK.1990	0:11:10.25	136	0:05:39.43	119	0:10:28.76	119	0:04:18.43	115		0:31:36.87	+0:05:16.73
118	59	VAN DER PLOEG Paul	 AUS.VANP.1989	0:10:38.99	108	0:05:42.69	124	0:10:41.27	126	0:04:34.95	143		0:31:37.90	+0:05:17.76
119	148	LETH Frederik	 DEN.LETF.1995	0:10:52.50	119	0:05:37.46	115	0:10:43.38	128	0:04:25.78	126		0:31:39.12	+0:05:18.98
120	202	CARREZ Cedric	 FRA.CARC.1978	0:11:02.64	129	0:05:49.01	131	0:10:30.06	120	0:04:35.38	146		0:31:57.09	+0:05:36.95
121	145	HARVEY Loui	 NZL.HARL.1990	0:11:03.81	131	0:05:50.31	133	0:10:45.70	132	0:04:18.21	112		0:31:58.03	+0:05:37.89
122	219	FERRIS Duncan	 GBR.FERR.1991	0:11:26.30	152	0:06:00.34	148	0:10:18.33	111	0:04:14.27	101		0:31:59.24	+0:05:39.10
123	82	JONES Vivian Forest of Dean Gravity Team	 GBR.JONV.1992	0:11:29.74	157	0:05:51.52	135	0:10:28.70	118	0:04:11.01	91		0:32:00.97	+0:05:40.83
124	78	EMERIAU Quentin Fuji Bikes	 FRA.EMEQ.1986	0:10:59.89	125	0:05:55.42	139	0:10:47.23	133	0:04:30.89	135		0:32:13.43	+0:05:53.29
125	153	HEIN Stephan	 GER.HEIS.1987	0:11:12.65	139	0:05:41.11	122	0:10:54.77	137	0:04:26.35	127		0:32:14.88	+0:05:54.74
126	83	BEER Guy Israeli Enduro Team	 ISR.BEEG.1991	0:11:14.00	140	0:05:46.51	127	0:10:40.16	123	0:04:35.13	145		0:32:15.80	+0:05:55.66
127	141	DICKENS James	 GBR.DICJ.1995	0:11:14.82	142	0:05:46.94	128	0:10:40.95	125	0:04:33.42	138		0:32:16.13	+0:05:55.99
128	228	PSENICKA Petr	 CZE.PSEN.1991	0:10:58.50	123	0:05:57.97	146	0:10:54.16	136	0:04:27.62	130		0:32:18.25	+0:05:58.11

















Results after day 1

Pos	Plate	Name Team	Nat EMBA	Stage 1	Pos	Stage 2	Pos	Stage 3	Pos	Stage 4	Pos	Penalties	Time	Gap
MEN														
129	213	BARBOSA OLIVEIRA José Carlos		0:11:26.58	153	0:05:48.31	129	0:10:38.12	122	0:04:26.60	128		0:32:19.61	+0:05:59.47
130	62	ROBINSON Peter	 GBR.ROBP.1992	0:10:27.11	94	0:05:38.45	116	0:11:46.38	160	0:04:28.75	132		0:32:20.69	+0:06:00.55
131	170	BLACK Johnny	 GBR.BLAJ.1989	0:10:57.10	122	0:05:54.59	138	0:10:48.48	135	0:04:41.63	157		0:32:21.80	+0:06:01.66
132	221	WELFORD-TUITT Fabian		0:11:17.42	145	0:05:55.77	140	0:10:41.99	127	0:04:34.68	142		0:32:29.86	+0:06:09.72
133	218	MACARTHUR Bo	 USA.MACB.1992	0:11:01.32	126	0:05:49.18	132	0:11:09.92	144	0:04:39.68	154		0:32:40.10	+0:06:19.96
134	142	KILMURRAY Chris	 IRL.KILC.1986	0:12:38.25	184	0:05:29.84	102	0:10:13.70	107	0:04:19.87	116		0:32:41.66	+0:06:21.52
135	149	RYAN Fergus	 GBR.RYAF.1993	0:11:32.02	159	0:05:56.48	142	0:10:43.61	129	0:04:30.48	134		0:32:42.59	+0:06:22.45
136	58	BRADSHAW Tom	 NZL.BRAT.1993	0:10:18.81	76	0:05:30.13	104	0:12:38.24	172	0:04:21.85	121		0:32:49.03	+0:06:28.89
137	137	DOBREV Dobromir	 BUL.DOBD.1982	0:11:09.11	134	0:06:02.64	151	0:11:11.39	146	0:04:28.30	131		0:32:51.44	+0:06:31.30
138	157	MEYER Victor	 FRA.MEYV.1992	0:11:07.48	133	0:05:57.55	143	0:10:57.28	138	0:04:51.64	169		0:32:53.95	+0:06:33.81
139	75	ZORTEA Nicola Team CMC Cycling Experience	 ITA.ZORN.1992	0:12:30.69	183	0:05:39.72	121	0:10:40.53	124	0:04:14.25	100		0:33:05.19	+0:06:45.05
140	211	CORREIA Lino		0:11:10.68	137	0:05:48.87	130	0:11:30.62	152	0:04:36.54	149		0:33:06.71	+0:06:46.57
141	249	SIMMS Stephen	 GBR.SIMS.1981	0:10:55.05	121	0:06:04.74	153	0:11:37.11	153	0:04:35.73	148		0:33:12.63	+0:06:52.49
142	248	HOUNSELL Sam		0:11:23.96	151	0:06:07.00	154	0:11:12.41	147	0:04:35.59	147		0:33:18.96	+0:06:58.82
143	238	SANCHEZ Jose		0:11:32.56	160	0:06:22.57	164	0:10:58.73	141	0:04:36.59	150		0:33:30.45	+0:07:10.31
144	135	MARFURT Silvan	 SUI.MARS.1988	0:10:22.01	82	0:08:17.09	194	0:10:36.11	121	0:04:15.71	105		0:33:30.92	+0:07:10.78

















Results after day 1

Pos	Plate	Name Team	Nat EMBA	Stage 1	Pos	Stage 2	Pos	Stage 3	Pos	Stage 4	Pos	Penalties	Time	Gap
MEN														
145	224	YANEZ GUTIERREZ Raul	 ESP.YANR.1985	0:11:29.59	156	0:05:39.56	120	0:11:40.05	157	0:04:46.25	163		0:33:35.45	+0:07:15.31
146	215	PANTLING Tobias		0:11:10.70	138	0:05:57.66	145	0:11:49.18	161	0:04:39.39	153		0:33:36.93	+0:07:16.79
147	133	SEIFERT Ronny	 GER.SEIR.1984	0:11:45.79	168	0:06:01.13	150	0:11:10.88	145	0:04:40.32	155		0:33:38.12	+0:07:17.98
148	235	MACHADO João Vitor		0:11:45.68	167	0:06:32.21	170	0:10:45.20	130	0:04:38.09	152		0:33:41.18	+0:07:21.04
149	220	CLAYTON Ben		0:11:38.53	163	0:06:10.66	156	0:11:19.79	150	0:04:40.50	156		0:33:49.48	+0:07:29.34
150	222	BOTTI Tommaso		0:11:19.94	147	0:06:03.57	152	0:11:41.09	159	0:04:45.98	162		0:33:50.58	+0:07:30.44
151	127	CARREYRON Florent	 FRA.CARF.1985	0:11:33.06	161	0:06:22.32	163	0:11:37.32	154	0:04:34.95	143		0:34:07.65	+0:07:47.51
152	131	WEBER Balz	 SUI.WEBB.1981	0:11:03.00	130	0:06:45.87	178	0:10:57.29	139	0:05:28.82	185		0:34:14.98	+0:07:54.84
153	243	KAUFMANN Patrick		0:11:22.37	150	0:06:30.14	168	0:11:38.68	155	0:04:48.59	165		0:34:19.78	+0:07:59.64
154	225	BENITEZ MARRERO Enrique		0:11:42.57	166	0:06:32.29	171	0:11:21.88	151	0:04:45.59	161		0:34:22.33	+0:08:02.19
155	252	COX Andrew		0:11:31.93	158	0:05:59.85	147	0:11:51.86	163	0:05:00.96	173		0:34:24.60	+0:08:04.46
156	244	MÖLLER Jens		0:11:19.89	146	0:06:30.08	167	0:12:05.62	165	0:04:29.10	133		0:34:24.69	+0:08:04.55
157	233	FERNANDES Luis		0:11:20.66	149	0:06:01.03	149	0:12:00.30	164	0:05:02.94	176		0:34:24.93	+0:08:04.79
158	245	ALBAN Sven		0:11:54.79	173	0:06:20.30	161	0:11:19.25	149	0:05:01.22	175		0:34:35.56	+0:08:15.42
159	247	MOSELEY Mat		0:11:51.43	170	0:06:21.13	162	0:11:40.50	158	0:04:50.93	168		0:34:43.99	+0:08:23.85
160	227	BORQUE DEL CASTILLO Eduardo		0:11:28.48	154	0:06:17.05	159	0:12:24.83	169	0:04:44.46	160		0:34:54.82	+0:08:34.68

Results after day 1

Pos	Plate	Name Team	Nat EMBA	Stage 1	Pos	Stage 2	Pos	Stage 3	Pos	Stage 4	Pos	Penalties	Time	Gap
MEN														
161	239	FAESSLER Christoph		0:11:17.10	144	0:08:29.57	195	0:11:00.26	142	0:04:18.09	111		0:35:05.02	+0:08:44.88
162	242	HEINZEMANN Simon		0:11:14.55	141	0:06:35.86	174	0:12:19.69	168	0:04:55.50	170		0:35:05.60	+0:08:45.46
163	250	LLEWELLYN Ben	 GBR.LLEB.1985	0:11:42.41	165	0:06:46.45	179	0:11:50.75	162	0:04:49.24	167		0:35:08.85	+0:08:48.71
164	124	BRU Kevin	 FRA.BRUK.1995	0:14:08.00	192	0:05:56.10	141	0:10:58.04	140	0:04:23.53	123		0:35:25.67	+0:09:05.53
165	156	PIEPENSTOCK Patrick	 GER.PIEP.1986	0:12:18.34	179	0:06:40.14	175	0:11:39.24	156	0:04:48.74	166		0:35:26.46	+0:09:06.32
166	217	ELSON Chris		0:12:01.87	176	0:06:27.95	166	0:12:17.06	167	0:05:01.01	174		0:35:47.89	+0:09:27.75
167	240	AGUSTINI Roman		0:11:57.52	175	0:06:42.79	176	0:12:10.41	166	0:04:57.39	171		0:35:48.11	+0:09:27.97
168	126	KURTZ Cyrille	 FRA.KURC.1986	0:11:29.49	155	0:05:53.48	136	0:14:14.93	184	0:04:10.28	86		0:35:48.18	+0:09:28.04
169	81	PUGH Mattie Forest of Dean Gravity Team	 GBR.PUGM.1978	0:11:46.65	169	0:06:16.33	157	0:12:43.71	173	0:05:12.26	180		0:35:58.95	+0:09:38.81
170	241	VAN DEN BERG Ralph		0:11:52.48	171	0:06:33.86	172	0:12:34.54	171	0:05:08.64	179		0:36:09.52	+0:09:49.38
171	254	BRUHNS Matthew		0:11:35.53	162	0:06:31.69	169	0:13:07.97	177	0:04:57.80	172		0:36:12.99	+0:09:52.85
172	223	MONTAGNER Alberto	 ITA.MONA.1991	0:12:13.47	178	0:07:03.12	182	0:12:25.87	170	0:04:33.46	139		0:36:15.92	+0:09:55.78
173	154	BANNEWITZ Sebastian	 GER.BANS.1996	0:14:15.81	193	0:06:18.47	160	0:11:16.24	148	0:04:33.24	137		0:36:23.76	+0:10:03.62
174	159	GALI Jean Baptiste	 FRA.GALJ.1986	0:11:42.21	164	0:06:34.55	173	0:13:46.45	182	0:04:44.39	159		0:36:47.60	+0:10:27.46
175	246	MACFARLANE Ramsay		0:12:04.52	177	0:06:45.73	177	0:13:00.63	175	0:05:03.56	177		0:36:54.44	+0:10:34.30
176	167	HAERTSFELDER Daniel	 GER.HAED.1987	0:12:23.18	181	0:06:54.42	181	0:12:46.79	174	0:05:33.60	186		0:37:37.99	+0:11:17.85

Results after day 1



Pos	Plate	Name Team	Nat EMBA	Stage 1	Pos	Stage 2	Pos	Stage 3	Pos	Stage 4	Pos	Penalties	Time	Gap
MEN														
177	253	PRETTY James		0:11:56.53	174	0:07:15.52	186	0:13:13.76	179	0:05:13.92	181		0:37:39.73	+0:11:19.59
178	231	CORREIA Joao		0:12:28.73	182	0:06:51.78	180	0:13:05.15	176	0:05:37.52	188		0:38:03.18	+0:11:43.04
179	163	OLIVEIRA Carlos		0:12:19.34	180	0:07:16.24	187	0:13:09.93	178	0:05:34.24	187		0:38:19.75	+0:11:59.61
180	236	LOPES Carlos		0:12:58.23	187	0:07:07.97	183	0:14:24.29	185	0:05:06.21	178		0:39:36.70	+0:13:16.56
181	732	HEWER James		0:12:42.52	185	0:07:25.91	189	0:14:02.85	183	0:05:26.14	184		0:39:37.42	+0:13:17.28
182	165	ALMEIDA Patrick		0:13:18.11	188	0:07:11.42	184	0:13:16.64	180	0:05:51.99	190		0:39:38.16	+0:13:18.02
183	237	GOMES Joao		0:13:42.82	190	0:08:08.42	192	0:13:20.15	181	0:05:16.62	182		0:40:28.01	+0:14:07.87
184	169	MAKIN Tom		0:11:54.04	172	0:07:15.08	185	0:16:00.86	187	0:05:49.50	189		0:40:59.48	+0:14:39.34
185	79	AUSTERMUHLE Ian Hope Factory Racing		0:10:17.10	75	0:05:20.45	78	0:21:10.92	193	0:04:11.30	92		0:40:59.77	+0:14:39.63
186	152	HORN Thomas		0:13:34.84	189	0:07:33.22	190	0:15:16.96	186	0:05:19.71	183		0:41:44.73	+0:15:24.59
187	138	VAN DEN BOOGERT Kjell		0:10:36.83	105	0:06:16.45	158	0:20:34.10	192	0:04:42.26	158		0:42:09.64	+0:15:49.50
188	168	WRAGG Simon		0:12:55.39	186	0:07:25.78	188	0:17:46.45	189	0:06:03.84	191		0:44:11.46	+0:17:51.32
189	85	YATOM Yonatan Israeli Enduro Team		0:18:08.45	197	0:05:20.56	79	0:18:46.28	191	0:04:09.97	84		0:46:25.26	+0:20:05.12
190	226	GUITIAN IGLESIAS Jorge		0:13:58.95	191	0:08:53.08	196	0:18:10.61	190	0:06:14.81	192		0:47:17.45	+0:20:57.31
191	166	CHÁVEZ NIEMELÄ Aleksis		0:14:28.17	195	0:07:58.39	191	0:17:32.96	188	0:07:54.17	194		0:47:53.69	+0:21:33.55
192	164	SALZA Marco		0:14:26.16	194	0:08:14.99	193	0:24:23.47	194	0:07:39.81	193		0:54:44.43	+0:28:24.29

Enduro World Series Powered by Freeride Madeira

















Madeira
 May 13th - 14th, 2017



















Results after day 1

Pos	Plate	Name Team	Nat EMBA	Stage 1	Pos	Stage 2	Pos	Stage 3	Pos	Stage 4	Pos	Penalties	Time	Gap
MEN														
193	207	ZUZARTE REIS João	 POR.ZUZJ.1991	0:44:48.94	198	0:05:57.60	144	0:11:08.00	143	0:04:14.11	99		1:06:08.65	+0:39:48.51
194	68	BRON Kilian SUNN	 FRA.BROK.1991	0:46:19.12	199	0:05:16.61	75	0:09:48.83	90	0:04:05.05	70	0:05:00.00	1:10:29.61	+0:44:09.47


Results after day 1

Pos	Plate	Name Team	Nat EMBA	Stage 1	Pos	Stage 2	Pos	Stage 3	Pos	Stage 4	Pos	Penalties	Time	Gap
MEN Master 40+														
1	701	AMOUR Karim BH-Miranda Racing Team	 FRA.AMOK.1975	0:10:11.98	1	0:05:16.94	1	0:09:31.57	1	0:04:03.65	1		0:29:04.14	
2	702	PAGE Nigel Chain Reaction Cycles Mavic	 GBR.PAGN.1972	0:10:38.89	3	0:05:48.69	5	0:09:47.28	2	0:04:05.85	2		0:30:20.71	+0:01:16.57
3	703	BRODERICK Michael USA.BROM.1973	 USA.BROM.1973	0:10:36.60	2	0:05:38.11	3	0:10:04.85	4	0:04:13.95	4		0:30:33.51	+0:01:29.37
4	705	GREENWOOD Dan GBR.GRED.1975	 GBR.GRED.1975	0:10:48.35	4	0:05:43.09	4	0:09:55.12	3	0:04:16.87	5		0:30:43.43	+0:01:39.29
5	721	LEONHARDT Tobias GER.LEOT.1973	 GER.LEOT.1973	0:10:54.39	5	0:05:37.09	2	0:10:07.97	6	0:04:12.84	3		0:30:52.29	+0:01:48.15
6	704	CIZINSKY Milan CZE.CIZM.1974	 CZE.CIZM.1974	0:11:02.80	8	0:05:55.68	8	0:10:05.93	5	0:04:21.59	6		0:31:26.00	+0:02:21.86
7	709	REPkin Dimitri Israeli Enduro Team	 ISR.REPD.1977	0:10:54.42	6	0:05:57.39	10	0:10:29.36	8	0:04:36.29	12		0:31:57.46	+0:02:53.32
8	714	JACOB John NZL.JACJ.1968	 NZL.JACJ.1968	0:11:00.60	7	0:05:49.87	7	0:10:56.01	14	0:04:25.50	7		0:32:11.98	+0:03:07.84
9	710	ISRAELI Amnon Israeli Enduro Team	 ISR.ISRA.1973	0:11:10.65	10	0:05:49.01	6	0:10:36.30	9	0:04:44.00	14		0:32:19.96	+0:03:15.82
10	765	TITLEY Andrew GBR.SCOD.1971	 GBR.SCOD.1971	0:11:30.08	13	0:06:13.46	15	0:10:22.12	7	0:04:31.59	10		0:32:37.25	+0:03:33.11
11	716	SCOTT Darren NZL.WALB.1967	 NZL.WALB.1967	0:11:34.63	15	0:05:57.76	11	0:10:41.63	11	0:04:27.62	8		0:32:41.64	+0:03:37.50
12	715	WALLINGTON Barrie GBR.MCNJ.1969	 GBR.MCNJ.1969	0:11:26.30	11	0:06:07.65	13	0:10:40.35	10	0:04:30.30	9		0:32:44.60	+0:03:40.46
13	720	MCNEIL John IRL.WARJ.1971	 IRL.WARJ.1971	0:11:33.26	14	0:06:10.27	14	0:10:45.37	13	0:04:38.75	13		0:33:07.65	+0:04:03.51
14	717	WARD Joe CAN.KROS.1976	 CAN.KROS.1976	0:11:40.99	17	0:06:17.04	16	0:10:42.81	12	0:04:32.27	11		0:33:13.11	+0:04:08.97
15	706	KROEGER Shane IRL.WARJ.1971	 IRL.WARJ.1971	0:11:05.89	9	0:05:55.86	9	0:13:04.95	28	0:04:45.04	15		0:34:51.74	+0:05:47.60
16	761	BOULIANNE Martin CAN.KROS.1976	 CAN.KROS.1976	0:12:04.91	21	0:06:54.98	29	0:11:39.27	15	0:04:57.74	20		0:35:36.90	+0:06:32.76

Results after day 1

Pos	Plate	Name Team	Nat EMBA	Stage 1	Pos	Stage 2	Pos	Stage 3	Pos	Stage 4	Pos	Penalties	Time	Gap
MEN Master 40+														
17	730	WILLIAMS Austin	 GBR.WILA.1971	0:12:23.56	26	0:06:38.45	19	0:11:41.25	16	0:04:56.63	18		0:35:39.89	+0:06:35.75
18	749	SALGUEIRO José		0:11:58.90	19	0:06:42.89	22	0:11:59.98	18	0:04:58.81	21		0:35:40.58	+0:06:36.44
19	711	PIRES Armando	 BRA.PIRA.1974	0:12:00.48	20	0:06:27.71	18	0:12:21.80	21	0:04:52.83	17		0:35:42.82	+0:06:38.68
20	744	CORREIA Vasco		0:12:08.18	22	0:06:40.89	21	0:12:07.41	19	0:05:02.24	22		0:35:58.72	+0:06:54.58
21	713	SHEPPARD Gareth Forest of Dean Gravity Team	 GBR.SHEG.1977	0:11:40.48	16	0:06:25.49	17	0:12:40.19	24	0:05:14.04	26		0:36:00.20	+0:06:56.06
22	743	MELO Luís		0:12:29.73	28	0:06:44.51	24	0:11:57.71	17	0:04:57.40	19		0:36:09.35	+0:07:05.21
23	762	MACKINTOSH James		0:12:46.72	34	0:06:50.11	26	0:12:08.56	20	0:04:50.01	16		0:36:35.40	+0:07:31.26
24	763	TJ WALKER		0:11:56.57	18	0:06:38.63	20	0:12:26.02	22	0:05:41.07	39		0:36:42.29	+0:07:38.15
25	752	SOUSA Davide		0:12:15.82	24	0:06:44.30	23	0:12:42.71	25	0:05:34.48	35		0:37:17.31	+0:08:13.17
26	724	ABATE Emmanuel	 FRA.ABAE.1969	0:12:38.77	30	0:07:11.72	32	0:12:30.05	23	0:05:02.38	23		0:37:22.92	+0:08:18.78
27	750	SOUSA Paulo		0:12:13.93	23	0:06:52.70	28	0:13:11.81	30	0:05:18.37	28		0:37:36.81	+0:08:32.67
28	727	JAGGY Raphael	 SUI.JAGR.1971	0:12:49.73	36	0:06:49.14	25	0:13:12.21	31	0:05:18.11	27		0:38:09.19	+0:09:05.05
29	729	OBRIEN Paul	 GBR.OBRP.1973	0:12:34.75	29	0:07:05.46	31	0:13:03.94	27	0:05:26.05	32		0:38:10.20	+0:09:06.06
30	747	ZACARIAS Miguel		0:12:18.49	25	0:07:19.28	36	0:13:06.91	29	0:05:43.96	42		0:38:28.64	+0:09:24.50
31	736	PARENZI Massimo	 ITA.PARM.1970	0:12:41.40	32	0:07:12.18	34	0:13:14.76	33	0:05:25.33	31		0:38:33.67	+0:09:29.53
32	759	LESCUYER Bertrand	 FRA.LESB.1963	0:12:56.88	38	0:07:03.61	30	0:13:36.06	37	0:05:09.64	25		0:38:46.19	+0:09:42.05








Results after day 1

Pos	Plate	Name Team	Nat EMBA	Stage 1	Pos	Stage 2	Pos	Stage 3	Pos	Stage 4	Pos	Penalties	Time	Gap
MEN Master 40+														
33	753	COELHO Marco		0:13:05.55	40	0:06:52.66	27	0:13:16.55	34	0:05:31.66	34		0:38:46.42	+0:09:42.28
34	756	GRIME Didier		0:13:04.49	39	0:07:32.91	43	0:12:58.24	26	0:05:35.41	36		0:39:11.05	+0:10:06.91
35	758	GUILLET-CAILLAU Philippe		0:13:05.77	41	0:07:32.58	42	0:13:13.03	32	0:05:20.72	29		0:39:12.10	+0:10:07.96
36	728	COSTA Luis	 POR.COSL.1971	0:12:47.34	35	0:07:16.80	35	0:13:19.70	35	0:05:53.30	45		0:39:17.14	+0:10:13.00
37	712	DAVIS Wayne Forest of Dean Gravity Team	 GBR.DAVW.1977	0:11:29.85	12	0:05:58.01	12	0:14:52.54	43	0:07:11.04	55		0:39:31.44	+0:10:27.30
38	740	REBELO Alexandre		0:13:23.00	45	0:07:21.51	37	0:13:27.26	36	0:05:37.94	38		0:39:49.71	+0:10:45.57
39	726	BOUGEARD Jacky	 FRA.BOUJ.1966	0:12:54.71	37	0:07:32.22	41	0:14:18.44	41	0:05:48.07	43		0:40:33.44	+0:11:29.30
40	723	GREBNER Dieter	 AUT.GRED.1977	0:12:40.80	31	0:07:35.87	45	0:14:59.39	45	0:05:23.13	30		0:40:39.19	+0:11:35.05
41	751	SERRÃO Paulo		0:13:13.43	43	0:07:11.97	33	0:14:15.37	40	0:06:18.76	47		0:40:59.53	+0:11:55.39
42	764	KINNAIRD Darren		0:13:24.00	47	0:07:28.66	39	0:14:26.06	42	0:05:43.21	41		0:41:01.93	+0:11:57.79
43	748	GOMES Eleutério		0:13:36.21	48	0:07:30.38	40	0:13:54.38	38	0:06:03.28	46		0:41:04.25	+0:12:00.11
44	738	PESTANA José Gregório		0:13:51.07	51	0:07:44.33	47	0:13:56.36	39	0:05:37.16	37		0:41:08.92	+0:12:04.78
45	733	MORRIS Matt	 GBR.MORM.1974	0:13:09.96	42	0:07:33.56	44	0:15:20.04	46	0:05:30.78	33		0:41:34.34	+0:12:30.20
46	731	MCNAB Chris	 AUS.MCNC.1972	0:12:26.07	27	0:07:48.16	48	0:15:27.25	47	0:07:00.11	53		0:42:41.59	+0:13:37.45
47	755	GROGNUX Johann	 FRA.GROJ.1976	0:13:52.54	52	0:08:32.37	52	0:14:54.11	44	0:05:41.29	40		0:43:00.31	+0:13:56.17
48	735	HENDING Matthew	 GBR.HENM.1964	0:13:43.86	50	0:07:42.91	46	0:15:49.16	48	0:06:38.51	51		0:43:54.44	+0:14:50.30














Enduro World Series Powered by Freeride Madeira

Madeira
May 13th - 14th, 2017

Results after day 1

Pos	Plate	Name Team	Nat EMBA	Stage 1	Pos	Stage 2	Pos	Stage 3	Pos	Stage 4	Pos	Penalties	Time	Gap
MEN Master 40+														
49	734	SALTER Tony		0:13:23.79	46	0:08:09.61	50	0:16:54.51	51	0:05:50.25	44		0:44:18.16	+0:15:14.02
50	737	DE FELICI Fancesco		0:13:17.21	44	0:08:32.83	53	0:16:38.06	50	0:06:37.93	50		0:45:06.03	+0:16:01.89
51	725	VERDELET Bertrand	 FRA.VERB.1974	0:12:46.23	33	0:07:22.48	38	0:20:37.80	54	0:05:06.96	24		0:45:53.47	+0:16:49.33
52	754	FRAGELLI Guilherme		0:15:28.84	55	0:08:08.43	49	0:16:31.68	49	0:06:47.30	52		0:46:56.25	+0:17:52.11
53	741	SALES Paulo		0:15:22.58	54	0:09:07.41	55	0:17:12.73	52	0:06:24.28	48		0:48:07.00	+0:19:02.86
54	745	PEREIRA Joao		0:14:37.22	53	0:08:30.68	51	0:19:22.83	53	0:06:34.51	49		0:49:05.24	+0:20:01.10
55	742	FIGUEIRA Bruno		0:15:48.09	56	0:09:41.88	56	0:21:57.30	55	0:07:06.09	54		0:54:33.36	+0:25:29.22






Results after day 1

Pos	Plate	Name Team	Nat EMBA	Stage 1	Pos	Stage 2	Pos	Stage 3	Pos	Stage 4	Pos	Penalties	Time	Gap	
MEN Under 21															
1	604	LALY Thibault	 FRA.LALT.1997	0:10:05.74	4	0:05:10.78	3	<u>0:09:08.53</u>	1	0:04:00.61	3		0:28:25.66		
2	608	TORRALBA Gabriel	 ESP.TORG.1997	0:10:08.82	5	<u>0:05:04.92</u>	1	0:09:29.73	4	<u>0:03:57.65</u>	1		0:28:41.12	+0:00:15.46	
3	602	BLAHA Vojtech	 CZE.BLAV.1999	0:09:55.23	2	0:05:15.05	5	0:09:28.91	3	0:04:02.54	4		0:28:41.73	+0:00:16.07	
4	612	RUFFRAY Mathieu	 FRA.RUFM.1997	0:10:24.03	9	0:05:17.17	6	0:09:23.83	2	0:04:06.31	7		0:29:11.34	+0:00:45.68	
5	601	CALLAGHAN Killian	 IRL.CALK.1997	0:10:19.39	8	0:05:24.27	9	0:09:38.75	6	0:04:04.56	6		0:29:26.97	+0:01:01.31	
6	614	RONZON Erwin Team CMC Cycling Experience	 ITA.RONE.1997	0:10:33.46	12	0:05:36.69	12	0:09:42.05	7	0:04:06.69	8		0:29:58.89	+0:01:33.23	
7	624	WATSON Corey	 GBR.WATC.1997	0:10:55.34	16	0:05:31.34	11	0:09:33.62	5	0:03:59.90	2		0:30:00.20	+0:01:34.54	
8	609	SELF Daniel	 NZL.SELD.1998	0:10:09.44	6	0:05:22.05	8	0:10:14.61	12	0:04:19.82	14		0:30:05.92	+0:01:40.26	
9	616	TAYLOR Ian Forest of Dean Gravity Team	 GBR.TAYI.1998	0:10:16.33	7	0:05:39.77	13	0:10:00.54	10	0:04:12.88	12		0:30:09.52	+0:01:43.86	
10	603	SECONDI Nathan	 FRA.SECN.1999	0:10:41.46	14	0:05:17.80	7	0:09:56.61	8	0:04:14.89	13		0:30:10.76	+0:01:45.10	
11	610	LOMBARDI Matthew	 RSA.LOMM.1997	0:10:01.46	3	0:05:14.48	4	0:10:44.10	16	0:04:11.20	10		0:30:11.24	+0:01:45.58	
12	606	SCHEMMELE Daniel Cube Action Team	 AUT.SCHD.1997	<u>0:09:53.62</u>	1	0:05:06.55	2	0:11:19.55	19	0:04:03.44	5		0:30:23.16	+0:01:57.50	
13	611	DEVLIN Jack	 IRL.DEVJ.1999	0:10:41.37	13	0:05:44.67	15	0:09:58.38	9	0:04:10.22	9		0:30:34.64	+0:02:08.98	
14	607	HAUER Julian	 AUT.HAUJ.1997	0:10:31.83	11	0:06:07.64	20	0:10:06.39	11	0:04:11.74	11		0:30:57.60	+0:02:31.94	
15	619	WILLIAMSON Ryan	 GBR.WILR.1998	0:10:49.24	15	0:05:41.45	14	0:10:17.46	13	0:04:38.83	17		0:31:26.98	+0:03:01.32	
16	621	KEEN James	 GBR.KEEJ.1997	0:10:59.53	17	0:06:04.96	19	0:10:33.71	15	0:04:43.71	19		0:32:21.91	+0:03:56.25	

Enduro World Series Powered by Freeride Madeira

Madeira
May 13th - 14th, 2017









Results after day 1

Pos	Plate	Name Team	Nat EMBA	Stage 1	Pos	Stage 2	Pos	Stage 3	Pos	Stage 4	Pos	Penalties	Time	Gap
MEN Under 21														
17	625	NOBREGA João		0:11:24.14	20	0:06:02.39	18	0:10:29.80	14	0:04:29.08	15		0:32:25.41	+0:03:59.75
18	615	HOLE Daniel Hope Factory Racing	 GBR.HOLD.1999	0:11:12.33	18	0:05:55.20	16	0:11:18.53	18	0:04:31.92	16		0:32:57.98	+0:04:32.32
19	622	GRICE Tom	 GBR.GRIT.1997	0:11:15.47	19	0:05:58.10	17	0:11:02.44	17	0:04:43.29	18		0:32:59.30	+0:04:33.64
20	623	TOPLISS Jim		0:11:33.12	21	0:06:16.52	21	0:11:25.22	20	0:05:12.17	20		0:34:27.03	+0:06:01.37
21	620	ROBERTON Alex	 GBR.ROBA.1997	0:14:04.14	23	0:07:33.53	22	0:15:09.70	22	0:05:39.51	21		0:42:26.88	+0:14:01.22



Enduro World Series Powered by Freeride Madeira

Madeira
May 13th - 14th, 2017

Results after day 1

Pos	Plate	Name Team	Nat EMBA	Stage 1	Pos	Stage 2	Pos	Stage 3	Pos	Stage 4	Pos	Penalties	Time	Gap	
WOMEN															
1	1	RAVANEL Cecile Commençal Vallnord Enduro	 FRA.RAVC.1981	0:10:45.71	1	0:05:32.96	1	0:10:07.90	1	0:04:22.42	1		0:30:48.99		
2	2	COURDURIER Isabeau SUNN	 FRA.COUI.1994	0:11:09.99	4	0:05:39.12	2	0:10:20.26	2	0:04:33.60	4		0:31:42.97	+0:00:53.98	
3	401	KOREM Noga ISR.KORN.1991	 ISR.KORN.1991	0:11:16.43	6	0:05:44.63	3	0:10:24.63	3	0:04:35.43	5		0:32:01.12	+0:01:12.13	
4	4	THOMA Ines Canyon Factory Enduro Team	 GER.THOI.1989	0:10:56.40	2	0:05:57.94	7	0:10:38.00	4	0:04:51.35	11		0:32:23.69	+0:01:34.70	
5	5	GEHRIG Carolin Ibis Cycles Enduro Race	 SUI.GEHC.1987	0:11:11.20	5	0:05:56.87	6	0:11:05.04	7	0:04:45.20	7		0:32:58.31	+0:02:09.32	
6	8	BROWN Casey Trek Factory Racing	 CAN.BROC.1990	0:11:33.99	11	0:06:18.12	10	0:10:53.12	5	0:04:27.08	2		0:33:12.31	+0:02:23.32	
7	406	MILLER Miranda Specialized Racing	 CAN.MILM.1990	0:11:21.74	8	0:05:56.28	4	0:10:54.96	6	0:05:08.68	18		0:33:21.66	+0:02:32.67	
8	3	GEHRIG Anita Ibis Cycles Enduro Race	 SUI.GEHA.1987	0:11:06.18	3	0:06:23.65	12	0:11:16.66	10	0:04:48.90	10		0:33:35.39	+0:02:46.40	
9	415	RICHTER Raphaela GER.RICR.1997	 GER.RICR.1997	0:11:30.88	10	0:06:32.85	17	0:11:05.74	8	0:04:28.23	3		0:33:37.70	+0:02:48.71	
10	6	WINTON Katy Trek Factory Racing	 GBR.WINK.1993	0:11:18.06	7	0:05:56.33	5	0:12:07.72	17	0:04:46.02	8		0:34:08.13	+0:03:19.14	
11	7	BARAONA Bex GBR.BARB.1993	 GBR.BARB.1993	0:12:10.75	18	0:06:07.35	8	0:11:13.18	9	0:04:44.67	6		0:34:15.95	+0:03:26.96	
12	403	COOK Becky GBR.COOB.1986	 GBR.COOB.1986	0:12:02.88	16	0:06:13.41	9	0:11:27.76	11	0:04:56.62	14		0:34:40.67	+0:03:51.68	
13	402	MORRISON Raewyn Giant Factory Off-Road Team	 NZL.MORR.1989	0:11:36.57	12	0:06:21.24	11	0:11:43.73	15	0:04:59.40	15		0:34:40.94	+0:03:51.95	
14	9	BEERTEN Anneke GT Factory Racing	 NED.BEEA.1982	0:11:30.48	9	0:06:41.76	21	0:11:43.21	14	0:04:59.93	16		0:34:55.38	+0:04:06.39	
15	409	ROSSIN Laura BF Rifar Mondraker Team	 ITA.ROSL.1991	0:12:16.10	19	0:06:26.10	13	0:11:35.07	12	0:04:51.73	12		0:35:09.00	+0:04:20.01	
16	414	DUVERT Julie FRA.DUVJ.1996	 FRA.DUVJ.1996	0:12:01.96	15	0:06:27.61	14	0:11:55.95	16	0:04:56.12	13		0:35:21.64	+0:04:32.65	

Results after day 1

Pos	Plate	Name Team	Nat EMBA	Stage 1	Pos	Stage 2	Pos	Stage 3	Pos	Stage 4	Pos	Penalties	Time	Gap
WOMEN														
17	407	BICHARD Meggie Fuji Bikes	 NZL.BICM.1985	0:11:59.37	14	0:06:28.86	16	0:12:09.37	18	0:05:19.38	21		0:35:56.98	+0:05:07.99
18	410	GALLEAN Chloe Lapierre	 FRA.GALC.1994	0:12:16.91	20	0:06:32.89	18	0:12:37.93	20	0:04:48.21	9		0:36:15.94	+0:05:26.95
19	417	CHAPPETTA Christina USA.CHAC.1989	 USA.CHAC.1989	0:12:10.26	17	0:07:12.49	24	0:11:40.91	13	0:05:14.21	19		0:36:17.87	+0:05:28.88
20	413	SUCH Morgane FRA.SUCM.1994	 FRA.SUCM.1994	0:12:17.06	21	0:06:36.13	20	0:12:21.84	19	0:05:08.40	17		0:36:23.43	+0:05:34.44
21	416	HARDIN Kim USA.HARK.1989	 USA.HARK.1989	0:11:56.89	13	0:06:33.58	19	0:13:01.31	21	0:05:30.15	22		0:37:01.93	+0:06:12.94
22	420	NABER Tanja GER.NABT.1987	 GER.NABT.1987	0:12:21.30	22	0:06:28.59	15	0:13:16.02	23	0:05:18.55	20		0:37:24.46	+0:06:35.47
23	411	SHARP Katherine Hope Factory Racing GBR.SHAK.1994	 GBR.SHAK.1994	0:12:36.30	23	0:06:57.44	22	0:13:29.47	24	0:05:49.84	23		0:38:53.05	+0:08:04.06
24	425	PREVOT Corinne USA.RAMA.1980	 USA.RAMA.1980	0:12:52.05	25	0:07:14.35	25	0:13:09.91	22	0:06:27.11	25		0:39:43.42	+0:08:54.43
25	412	BARNES Hannah Specialized Racing GBR.BARH.1986	 GBR.BARH.1986	0:12:45.78	24	0:07:08.44	23	0:15:48.13	26	0:06:41.45	26		0:42:23.80	+0:11:34.81
26	419	DETHLEFSEN Eva DEN.DETE.1991	 DEN.DETE.1991	0:14:45.72	28	0:07:36.18	26	0:15:08.08	25	0:06:26.81	24		0:43:56.79	+0:13:07.80
27	423	RAMBACHER Amy USA.RAMA.1980	 USA.RAMA.1980	0:14:44.27	27	0:09:10.29	28	0:17:22.07	28	0:07:31.35	28		0:48:47.98	+0:17:58.99
28	421	ENLUND Jessica SWE.ENLJ.1989	 SWE.ENLJ.1989	0:14:56.41	29	0:09:14.63	29	0:17:11.55	27	0:07:40.99	29		0:49:03.58	+0:18:14.59
29	426	PIRO Victoria USA.RAMA.1980	 USA.RAMA.1980	0:14:36.90	26	0:08:43.29	27	0:19:47.57	29	0:07:17.22	27		0:50:24.98	+0:19:35.99



Enduro World Series Powered by Freeride Madeira

Madeira
May 13th - 14th, 2017







Results after day 1

Pos	Plate	Name Team	Nat EMBA	Stage 1	Pos	Stage 2	Pos	Stage 3	Pos	Stage 4	Pos	Penalties	Time	Gap
WOMEN Master 40+														
1	451	MCCONNELOUG Mary	USA.MCCM.1971	<u>0:12:37.72</u>	1	<u>0:07:04.66</u>	1	<u>0:14:39.11</u>	1	<u>0:06:02.14</u>	1		0:40:23.63	

Enduro World Series Powered by Freeride Madeira

Madeira
May 13th - 14th, 2017

Results after day 1

Pos	Plate	Name Team	Nat EMBA	Stage 1	Pos	Stage 2	Pos	Stage 3	Pos	Stage 4	Pos	Penalties	Time	Gap
WOMEN Under 21														
1	461	GILL Martha	 GBR.GILM.1997	<u>0:12:11.84</u>	1	<u>0:06:34.60</u>	1	0:12:49.71	2	0:05:34.55	2		0:37:10.70	
2	462	CHARLES Estelle	 FRA.CHAE.1997	0:12:45.51	2	0:06:53.32	2	<u>0:12:47.03</u>	1	<u>0:04:57.28</u>	1		0:37:23.14	+0:00:12.44
3	464	COSTA Carolina		0:13:34.71	3	0:07:10.68	4	0:13:07.88	3	0:05:47.63	4		0:39:40.90	+0:02:30.20
4	463	LAWTON Abigale	 GBR.LAWA.1998	0:15:29.79	4	0:07:00.58	3	0:13:21.58	4	0:05:37.03	3		0:41:28.98	+0:04:18.28